

**Mar Thoma Sunday Schools**  
Diocese of North America & Europe



# **Mar Thoma Curriculum**

**BEING GOD'S PEOPLE IN GOD'S WORLD**

**Grade Three**

(Samajam Curriculum - Primary Volume 3)

Published By  
Mar Thoma Sunday School Diocesan Council  
2006



## MAR THOMA SUNDAY SCHOOL DIOCESE OF NORTH AMERICA & EUROPE

Diocesan Bishop  
Rt. Rev. Dr. Euyakim Mar Coorilos

### Foreword

Dearly beloved in Christ,


A new curriculum for our Sunday School has been a felt need in this Diocese. I am glad that the new curriculum is ready to be introduced in 2006. Here we are in the process of a transition from Cokesbury to the Mar Thoma Sunday School Samajam Curriculum. While retaining the essential elements and the frame work of the Samajam Curriculum, the lessons and stories are made more conducive to our situations and challenges. The overall theme is “Being God’s People in God’s World”

**Summary of Work in Three Years:** The work for the curriculum started in 2002 soon after the publication of the revised edition of the book, “The Mar Thoma Church: Our Foundation and Vision (CSS Publication, 2001) and the special issue of Messenger in January 2002 which explained the development of Sunday Schools in North America. The Diocesan Sunday School Council in 2002 entrusted the task of the new curriculum with Dr. T. M. Thomas, who had been active for the growth of the Sunday schools even from the beginning of the Diocese. (He was the first convener of the Sunday school committee formed at the Zonal Assembly of 1982, Philadelphia, presided by our late Suffragan Bishop Rt. Rev. Thomas Mar Athanasius). Preliminary discussions were held at the Family Conference of Dallas, 2002. A plan of action and the Curriculum Format were approved by the Council at a special meeting of Sunday school teachers and officers at Regional and Diocesan levels at the Family Conference in Florida, 2003. Five lessons of all twelve classes were completed by the time of the Family Conference in New York 2004. These five lessons (Part III) were taught in the Spring of 2005. Necessary modifications were made and the new curriculum was released in the Summer of 2005. It is now being used in all Sunday schools of North America (nearly fifty) Sept. 2005 to June 2006 academic year. While teaching these lessons improvements are being made and a new CD will be distributed by the summer 2006. The target date for the completion of printing as a book is summer 2007. Though there are thirty lessons in each class we select 25 for each year. In addition to it, there are five lessons from the book, “Mar Thoma Church: Our Foundation and Vision” for each class.

**Unique Features of the New Curriculum:** The manuscripts for the new curriculum were written by committees formed in all nine centers of our Diocese. All writers were expected to follow the same Format (Revised Format of 2004). Different from several other books, our curriculum includes a few values to be taught in each lesson. Today in most nations we can listen to the cry for values education, both secular and religious schools. Also, our curriculum includes two new items, one Bible Application (Bible Lesson for Our Times) and the other Life Response (Words for My Life). Here we can make the lesson appropriate for our times and relevant to the learner. Along with it there are the regular or usual items found in most lesson plans (aim, Bible reading, main ideas, memory verse etc.) There is a total of 14 items in all lessons.

I gratefully appreciate the hard work of the general convener of the New Curriculum, Dr. T. M. Thomas, Diocesan Sunday School secretaries, Mr. Thomas Koshy (2002-2005) and Mr. M. C. Varghese (2005-2008), Sunday School Council members, twelve committees each in charge of one book and others who helped for the creation of the new curriculum. Their names are mentioned in each book. Now it is our task to maximize the effectiveness of this curriculum. All Sunday School Superintendents and teachers are requested to follow the instructions of the convener in this regard.

In the name of the Father, Son and the Holy Spirit , I commend this new curriculum for the Christian edification of the children in the Mar Thoma Diocese of North America and Europe.



Rt.Rev.Dr. Euyakim Mar Coorilos  
Diocesan Bishop

July 4, 2006



## **MAR THOMA SUNDAY SCHOOL DIOCESE OF NORTH AMERICA & EUROPE**

We remember with immense joy the great advancements we have made for The Mar Thoma Sunday School over the past three decades. The Indian immigrant community remained diligent in passing on the Christian faith and sustaining the spiritual growth for the second generation. In August 2000, Sunday School published “Order of Worship with Prayers & Hymns” with transliterated and translated versions of our traditional liturgy to bring our children to a deeper understanding. In June of 2001, our Sunday School published a Book “The Mar Thoma Church: Our Foundation and Vision” to share the faith and practices of our church to the young generation. After experimenting with several American Sunday School Curriculums for our needs, the Sunday School Teachers and the office bearers prayerfully made a leap of faith to develop a North American Mar Thoma Sunday School Curriculum with allegiance to the Sunday School Samajam Curriculum.

The collective product of the Mar Thoma heritage and the American Educational system was a Sunday School Student Book for every school grade at the appropriate vocabulary level and clearly articulated lesson with Values for Life, Words for Bible Times, Words for Our Times, Words for My Life, and Bible Learning Strategies and Activities. The first edition was released along with the Sunday School Centenary Celebrations by the Mar Thoma Sunday School Samajam President, Rt. Rev. Dr. Isaac Mar Philoxenos, at the 2005 Mar Thoma Family Conference. The year of our Lord 2005 will be remembered for ever in the history of the North American Sunday School for developing the curriculum. The leadership of Dr. T. M. Thomas for our Sunday School remains available from the time our activities began in this country. Dr. Thomas served as an inspiring leader, traveling the full length and width of this continent to organize the curriculum committees and to structure the final version. We are greatly indebted to him for the full time ministry that we receive from him to make all our publications a grand success. Moreover, the curriculum committee members, the clergy, staff and the office bearers deserve great appreciation for persevering to produce the first version and the revision of the full curriculum in a couple of years.

We have crossed a major milestone in the production of the curriculum. The next phase should be to bring excellence in teaching. We, teachers, should cultivate a habit of continuous learning so that we can serve in this ministry better more effectively and efficiently in these changing times. Please read the “Notes to Teachers on Teaching”. It is unique for each stage as we have divided twelve classes into five units. They are: 1. Preschool classes (Nursery and KG), 2. Primary (Grades 1, 2 &3), 3. Upper Primary (Gr.4, 5&6), 4. Junior High (Gr. 7, 8&9), and 5. Senior High (Grades 10, 11 & 12). A teacher in one grade of a stage is expected to read the “Notes” in other classes also because it deals with different stages of growth. A group effort, in the regional level, is encouraged for conducting teacher development workshops with expert assistance from professionals in the region. If there are geographical limitations as parish level workshop

would be adequate. The “Teacher Manual” prepared by Samajam as booklet, was sent to all Sunday Schools last year. It is suitable for such workshops and seminars.

We, as secretaries of the current and the previous term, are greatly privileged and blessed to serve in Sunday School. It is a great joy to be the instruments of His Grace to participate in this blessed organization that continues to exhilarate techniques and technology to bring every child to Jesus. May the Lord Almighty continue to bless the challenges that we undertake in His Mighty Name.

*Thomas Koshy*  
**Secretary (2002-2005)**

*M.C.Varghese*  
**Secretary (2005-2008)**

July 5, 2006

**Mar Thoma Sunday School**  
**Diocese of North America & Europe**

### **Notes to Teachers on Teaching of Primary Classes (Grades 1, 2 &3)**

From the Play Stage, children move to School Stage at age 6 and remain in it for about six years until they reach adolescence. We shall divide this stage into two for our discussion (age 6-8 and 9-11) of primary school children. In several American Churches, Sunday school is over by 6<sup>th</sup> grade or about 12 years.

#### **Characteristic Features of Children and Their Learning:**

Erik Erikson has explained the psychosocial crisis faced during school age (6-12 years) by the term industry vs. inferiority. Children continue to be very active, but with greater understanding of the surrounding or environment. They want several types of activities using their body and mind. There is no effective learning just by listening, especially during this stage. Along with hearing, other senses must be made use of even more; they are the abilities to see and touch. A good teacher organizes several projects and activities related to the lesson so that children can use different senses. While they engage in activities these children use better vocabulary with many new words. Parents and teachers can facilitate learning by answering their questions and encouraging children to ask more questions.

**Small Group Learning:** Children at this stage, like to work and learn in groups because the need to belong is strong. They need appreciation and recognition. Schools can organize group activities and projects by which they learn lessons on cooperation and relating with others. Human beings are social beings. Hence they cooperate and compete with others either as groups or as individuals. When children work or function in groups they are socialized. Socialization is a great achievement of any society and in this process children learn society's norms and values. There is effective social interaction if the groups are small. So in modern schools efforts are made to keep classes small, about 20-25. Even when classes are big like 40-50, it is possible to carry on effective teaching by assigning work in groups. Japanese schools are good examples in this context. In Japan primary school classes are usually big with 40-45 children, but learning takes place in smaller groups while teacher moves around providing direction for group learning. Historically Sunday school classes are kept small where conversation style and asking questions must be at the core of teaching method, not lectures. Our Sunday school class size is suitable for this purpose.

**Modeling:** Another characteristic feature of the age group is imitation. I prefer the modern term modeling. In imitation we assume mere repeating of a behavior without much use of intelligence while in modeling there is greater use of thinking and deliberation. All people need models to follow at any age. We are always influenced by the behavior of people whom we admire. The tendency to find heroes or model is very strong during early childhood. A child should interact with adults whose lives are worthy to follow. Usually for children their teachers are heroes and they think that teachers do not go wrong.

Teachers must be a model to students. Also, they select and present good examples before children. Stories and examples of people can be made use of. Bible stories are rich with heroes worth following. Specific attitudes and values are inculcated through these stories. For Christians the greatest example is Jesus Christ, the embodiment of God's Love.

**Sources:** If teacher need more activities in these lower grades, we suggest the following sources: These are reproducible materials. 1. Bible Stories about Jesus Grades 1&2 puzzles, crafts and games, by Rainbow Publishers, P. O. Box 70130, Richmond, VA 23255 [www.rainbowpublishers.com](http://www.rainbowpublishers.com) 2. Favorite Bible Stories Grades 1&2 paste, cut, color Rainbow publishers.

**Acknowledgement:** We shall conclude this NOTE by expressing our gratitude to God Almighty, for His guidance, and say "thank you" to all those who worked closely with me. They include: first, our Diocesan Bishop, Rt. Rev. Dr. Euyakim Mar Coorilos, who entrusted a great responsibility on me and gave necessary guidance; second, the two secretaries, Mr. Thomas Koshy (2002-2005) and Mr. M. C. Varghese (2005-2008) and other Diocesan Sunday School Council Members for their whole-hearted support; third, the Curriculum Committee Members who actually wrote the lessons in 12 classes following my directions (their names are listed at the end of each book) and last, but not least, all teachers and students for making use of this curriculum.

Dr. T. M. Thomas, General Convener  
Diocesan Curriculum Committee

**Lesson Format (Revised)**

1. **Class:** There are 12 classes ( Nursery, K .G, Grades 1-10 )
2. **Title:** Refers to the title of the chapter or lesson.
3. **Lesson Topic:** Same as Title. It is used in the “ Table of contents” of each class.
4. **Lesson Theme:** Each lesson comes under one theme which is the same in all classes on any specific Sunday. ( So introduce the theme at the Assembly.)
5. **Aim:** Purpose Of the lesson shall guide teachers for the lesson planning and presentation
6. **Bible Reading:** Each lesson is based on a specific Bible passage. Use New International Version, NIV.
7. **Values for Life:** A few values are taught through each lesson.
8. **Preparation:** Other terms are used: Introduction and Motivation.
9. **Bible Learning:  
Main Ideas:** This is the body of the lesson. A few ideas are presented, one in each paragraph.
10. **Bible Learning:  
Strategies &  
activities:** The ‘how’ of teaching is covered here. The methods of teaching differ for each grade or age group.
11. **Bible Application  
or Bible Words  
for Our Times:** Lessons are related to the realities of our contemporary world.
12. **Life Response or  
Words for My Life:** The lesson leads to personal commitment or life decisions.
13. **Memory Verse:** NIV is used for most lessons.
14. **Prayer:** Conclude the class with prayers given at the end of each lesson or extempore prayer.

Dr.T.M.Thomas



## *Table of Contents For Grade 3*

### **PART I – GOD'S WONDERFUL WORLD**

- Lesson 1 – Wonder In The Sky
- Lesson 2 – The Ocean
- Lesson 3 – Let Us Love and Care for All God's Creatures
- Lesson 4 – Shepherd Boy Who Became King
- Lesson 5 – Water From Rock

### **PART II – GOD'S WONDERFUL PEOPLE**

- Lesson 6 – Jairus' Family
- Lesson 7 – Rahab's Help
- Lesson 8 – Solomon's Dream
- Lesson 9 – Vision On The Path To Damascus
- Lesson 10 – The Little Girl Who Loved The Bible

### **PART III – GOD'S PURPOSE FOR GOD'S WORLE**

- Lesson 11 – God Strengthens
- Lesson 12 – God's Grace
- Lesson 13 – Justice And Compassion
- Lesson 14 – Acceptance Of The Persecutor
- Lesson 15 – We are God Abode

### **PART IV – GOD WITH GOD'S WORLD AND GOD'S PEOPLE**

- Lesson 16 – Joshua's Decision
- Lesson 17 – Compassionate Man
- Lesson 18 – Shepherd Who Comes For us
- Lesson 19 – Calf To Serve
- Lesson 20 – Eternal Love

### **PART V – GOD'S WORK AMONG GOD'S PEOPLE**

- Lesson 21 – Preaching The Gospel
- Lesson 22 – God Loves
- Lesson 23 – Last Supper - New Beginning
- Lesson 24 – In The Garden Of Gethsemane
- Lesson 25 – The Boy Who Killed The Wrestler

### **PART VI – OUR MISSION IN GOD'S WORLD**

- Lesson 26 – Need To-Forgive,
- Lesson 27 – God's Call To Nathanael
- Lesson 28 – Obedience And Blessing
- Lesson 29 – Two Coins
- Lesson 30 – Barnabas

**PART 1**  
**God's Wonderful World**

**Lesson 1**  
**Wonder in the sky**

**LESSON THEME:** God's Creation

**AIM:** To help children to be grateful to God for the stars that make the night beautiful

**BIBLE READING:** Psalm 8:1, 3, I Corinthians 15: 41

**VALUES FOR LIFE:**

1. God created the stars to make the sky and the night beautiful
2. The stars and all the planets glorify God
3. We must thank God for these beautiful stars

**INTRODUCTION:**

Have you looked at the sky at night? What do you see? How nice is it to see those far away stars that flicker like fire-flies! What do you know about those countless stars?

**BIBLE LEARNING: MAIN IDEAS:**

**1. The Open Sky**

It is the stars that make the night sky so wonderful. We are unable to see these stars during the day since the sun shines very bright. There are more stars in the sky than we can even imagine. They are far, far away from the Earth. There are many stars that we have not even seen yet. Do you know which star is nearest to us? It is our Sun.

**2. Background of Star gazing**

From very early days man has been trying to study and observe the stars.

Scientists had made detailed studies on stars and planets using very powerful telescopes. Thus they are able to locate the positions of the stars and determine their size. Astronomers named constellations according to their shapes in the sky. There are constellations like Orion, Scorpio and Warrior named after mythological characters and shapes in the sky.

### **3. God's power**

A star with many special features is mentioned in the Bible. Do you know it? At the time of the birth of the world's Savior and Son of God, Jesus Christ, this divine star attracted the attention of many astronomers, (wise men or magi). This star guided them to Bethlehem. We understand that stars play a part in fulfilling God's plan.

Let us praise the Creator for the wonderful stars that make the sky so beautiful.

### **BIBLE LEARNING: STRATEGIES AND ACTIVITIES:**

Draw the sun, moon and the stars. Teachers are encouraged to go to Toys R' us and buy glow in the dark stars and put them on the ceiling or around the classroom.

**ANSWER THE FOLLOWING QUESTIONS:**

1. Which star gives us light?

---

2. At whose birth did a particular star rise in the sky?

---

3. What makes the night sky beautiful

---

**A. Sun, Moon, Stars Game**

- a. This is a movement game. Demonstrate the gestures for sun (form a circle overhead with the arms), the moon (right and left hands form a smaller circle and hold it over the head), and stars (the hands are held above the head, hands separated, and wiggle the fingers). Practice the signs several times so the children feel comfortable with them.
- b. Tell the children as you read the descriptions below, they are to indicate whether you are talking about the sun, the moon, the stars, or all three. If they are not sure of a particular description, take a few moments to talk about it so the group agrees. Do it a second time, but start in a different place, or do the list backwards.
- c. I come up in the morning(sun). I reflect the light of the sun at night(moon). I give heat to the earth(sun). The earth travels around me one time every 365 days(sun). I travel around the earth (moon). I help you see in the dark(moon). In the night sky, I appear to twinkle(stars). Even though I look small, some are larger than the sun in our solar system(stars). There are millions and millions of me(stars). I am the center of the solar system where planet Earth is found (sun). I cause the tides in the ocean (moon). I am circled by nine planets (sun). People use me to imagine pictures in the night sky (stars). Human beings have walked on me(moon). I am too hot for any human being to walk on me(sun).

**B. Make Creation Wheels**

- d. Give each child two paper plates. Prior to class poke a hole in the center of each plate to make the assembly easier. Have the children cut a wedge out of one paper plate. (It may save time if you pre-cut the wedges or provide a wedge pattern that will suit the size plate that you are using) On what is left of the plate, have them print "Creation Wheel". Center that plate on top of the other and push a paper fastener through both plates, spreading the end of the fastener on the back of the second plate. Have the children print their names on the backside of their plates.

- e. You may say “The bible story today talks about what happened before there was anything at all. We know that at the very beginning there was God. God created a world for us to live in, a little at a time.”
- f. Have the children decorate/draw on the second plate so it is visible through the top plate’s cut-out wedge. On the first day they can draw a picture of the sun moon and stars. Then explain to the students that we will be adding to the creation wheel for the next several lessons.

**BIBLE APPLICATION:**

When we look in the sky do we see and feel God’s power and are we amazed at the wonder of his works? God in his infinite wisdom created the earth and all that lives on it and created the stars that we see and billions more that we don’t see, and He is not too busy to still love and know each one of us.

**LIFE RESPONSE:**

Do we understand God and His creation? What is our responsibility in relation to created order? (Genesis 1:28).

**MEMORY VERSE:**

*Matthew 2:10*

When they saw the star, they were overjoyed.

**PRAYER:**

Dear Lord Jesus,

Thank You for the beautiful world which you have created. Enable each one of us to appreciate the beauty of your creation. Help us to be good caretakers of the world in which you have placed us. In Jesus name we pray, Amen.

## Lesson 2 The Ocean

**LESSON THEME:** God's Earth

**AIM:** To help the child to thank God for having created the ocean with its countless resources.

**BIBLE READING:** Psalms 8, Genesis 1:9-10, 20

### **VALUES FOR LIFE:**

1. The ocean is a part of the wonderful world
2. To understand the features of the ocean (size, vastness, richness in resources) and to glorify God
3. To thank God for creating such a useful ocean

### **INTRODUCTION:**

What sights can you see if you go to a beach? Have you ever thought about the extensiveness and vastness of the ocean? Doesn't it appear to you that the horizon is merging into the ocean? Have you seen a sunrise or sunset from a seashore? What a wonderful sight!

### **BIBLE LEARNING: MAIN IDEAS:**

#### **1. The Vast Ocean**

Three quarters of the world is covered by oceans. The oceans separate the earth into continents. We sail through oceans on ships, now we cross these oceans in airplanes. There are many living and non living things in the ocean. Name some of them.

#### **2. The Ocean**

You know that sea water is salty. We get salt from sea-water, the fish of the sea is food for man. The fishing industry has been a great source of income for many

countries. The sea can be violent and calm, and can cause massive destruction or enjoyment for all the people of the earth. Two well known bodies of water or ocean are Atlantic and Pacific. They lie in the east and west of North America

### **3. God's power**

The ocean gives us many valuable things, food, oil, salt, pearls and the like. Let us praise God who created such a useful ocean.

#### **BIBLE LEARNING: STRATEGIES AND ACTIVITIES:**

Draw a sunset or a sunrise from the seashore. Teachers are encouraged to bring in some seashells to show the kids some of the things God has given to us in the ocean.

Draw a sunset or a sunrise from the seashore. Teachers are encouraged to bring in some seashells to show the kids some of the things God has given to us in the ocean.

#### **ANSWER THE FOLLOWING QUESTIONS:**

1. Who created the oceans?

\_\_\_\_\_

2. Give the names of some of the oceans?

\_\_\_\_\_

3. What does the ocean give us?

\_\_\_\_\_

A. It is Good Collage

- a. Divide the children into groups of two or three. Give each team a large piece of posterboard and a variety of magazines to choose from. (Travel magazines, National Wildlife, National Geographic, Ranger Rick, and Family Circle make good sources of pictures. Another option is to remove appropriate pictures from magazines and place them in a box or basket for the children to choose from. This saves time and avoids any inappropriate pictures that are

- included in most women's magazines).
- b. Have the teams print in the center of their poster board "It is Good." Talk briefly with the children about God creating day and night, the sun moon and stars, and the oceans. Point out that after each thing that God created, God pronounced that, "It was good".
  - c. These posters will be an ongoing project for the next few weeks. Direct the children to find pictures in the magazines of these things and cut them out and glue or tape them onto their poster to make a collage.
  - d. Use a map of the world or globe showing continents and oceans.

**BIBLE APPLICATION:**

When we look at the ocean and its immense power, we can see God's power and should be amazed at the wonder of his works? God in his infinite wisdom created the oceans and all the living creatures in it, so that all his creations can live and coexist with each other in harmony.

**LIFE RESPONSE:**

Understanding God creates things on earth with a purpose? He is our maker and knows what we need to live. Whenever you think God isn't around, think of the seas and the water that you drink, and the amazing power that God has.

**MEMORY VERSE:**

*Genesis 1:10 (b)*

And the gathered waters He called "seas". And God saw that it was good

**PRAYER:**

Dear Lord Jesus,

Thank You God for creating the ocean and the beautiful creatures in it. Amen.



**Lesson 3**  
**Let us love and care for all God's creatures**

**LESSON THEME:** God's Creatures

**AIM:** To enable the children to realize that God's creations are interdependent

**BIBLE READING:** Genesis 1:24-25; 6: 19-20

**VALUES FOR LIFE:**

1. The creator of all domestic animals is God
2. All of God's creatures glorify God
3. Thank God for creating such wide variety of living creatures in our world.

**INTRODUCTION:**

We know the names of animals that live around us. (Kids can name at least 1). We might even have pets in our houses. Did you know that God created all the animals which include: dogs, cats, elephants, and all the other thousands of animal groups.

**BIBLE LEARNING: MAIN IDEAS:**

**1. God's Creatures**

Let us learn about some domestic animals. All the wild animals and the domestic animals have been created by God, and God has a purpose in creating these animals.

Man tames many animals to help him in his work. Man uses donkeys to carry loads, oxen and buffaloes to draw carts and to plough fields and horses to draw carts and for traveling on them.

## Grade 3

**2. Pets that we love**

Dogs are used to guard our houses, dogs can also in police work to sniff out evidence. Dogs help man as faithful friends.

Cows, goats and buffaloes give us milk. Milk and milk products are useful to man. We read in the Bible about people of ancient times who had plenty of animal-wealth. For instance Abraham, Jacob, etc. Many people rear animals as a means of their livelihood.

**BIBLE LEARNING: STRATEGIES AND ACTIVITIES:****A. Handprint Creatures**

- a. Give each child a piece of paper and have them draw around one of their hands with a pencil.
- b. Say "When God created animals, there wasn't just one kind, but many. I want you to turn your handprint any way you want and see what animal it reminds you of. Then adding a few lines and a little color, turn your handprint into one of God's creatures.
- c. As the children are doing this, talk about the diversity of animals, birds, reptiles, fish ,a nd insects in your own local area. Talk about those they like or don't like and why. Ask what al animals ned to live. How do humans help them? Hinder them?

**B. Crazy Critter Capers**

- d. Say "God's creation was almost complete. There was day and night, sky, sea, and earth, sun moon and stars. There were plants in abundance across the land. But there was still parts missing. There were no animals to live God's world. So God created animals, all kinds of animals. Each animal has its own place to live, its own unique look, its own special life, and its own sound.
- e. Have the children sit in a circle. Choose one child to be IT at the beginning of the game. IT sits in a chair in the center of the circle and closes his or her eyes. Blindfold IT. Then one at a time, the remaining children will make an animal sound. IT will try to identify who is making the sound. If IT guesses correctly, the person who

made the sound changes places with IT. If IT is unable to guess, the next child makes a sound.

- f. If you have a large class, break up into several circles and they can play the game all at the same time in different parts of the room so more people can play.

**ANSWER THE FOLLOWING QUESTIONS:**

1. List 5 of your favorite Animals?

---

2. Do you have a pet? What is it's name? If you don't have a pet what kind of pet would you like to get?

---

3. Which animals give us food?

---

**BIBLE APPLICATION:**

When we take care of God's animals, we are doing God's will? God in his infinite wisdom created all the living creatures in it, so that all his creations can live and coexist with each other in harmony.

**LIFE RESPONSE:**

God created things on earth with a purpose. We should treat all animals with kindness and caring. We were given the power to be masters, so use the responsibility wisely. Thank God for all the animals of the World.

**MEMORY VERSE:**

*Psalm 147:10*

He provides food for the cattle and for the young ravens when they call.

**PRAYER:**

Dear Lord Jesus,

Thank You God for the pets and the all the animals you have created for us.  
Amen.

## **Lesson 4** **The shepherd boy who became king**

**LESSON THEME:** Man, The Crown of Creation

**AIM:** To make the children understand that God chooses children too to fulfill His mission

**BIBLE READING:** 1 Samuel 16:1-13

### **VALUES FOR LIFE:**

1. God has a special plan for each individual
2. We must be faithful wherever God places us
3. If we obey God's wishes, God will exalt us

### **INTRODUCTION:**

Fanny J. Crosby, a little girl who ran around like a butterfly in a small village near New York, got an eye disorder, that was not curable and she lost her eyesight. Initially Fanny was very sad, but later she trusted fully in God. She joined a School for the Blind and studied so well that eventually she became a Teacher of that School itself.

She became the composer of over 2000 devotionals hymns like –  
Blessed Assurance- Jesus is mine. Even though Fanny J Crosby's blindness made her life, a life of little use to the people around her, God used her weakness to fulfill His plans.

Have you ever thought 'What is the purpose of my birth?'. Dear children, what do you want to become when you grow up? We all want to be great. Why are we put up in a particular place or in a particular family or house? God has a plan for every child that is born into the world. Let us learn about a young boy who was chosen to fulfill God's plans.

## **BIBLE LEARNING: MAIN IDEAS:**

### **1. Home of Jesse of Bethlehem**

Israel's King, Saul disobeyed God. So God decided to remove him from the throne. God asked the Prophet Samuel to go and anoint a new King. God sent Samuel to the home of Jesse of Bethlehem. God revealed that one of Jesse's sons was to be anointed King.

### **2. The selection of King**

According to God's instructions, the Prophet reached Jesse's home. Each of Jesse's sons was brought before the prophet. Jesse's eldest son, Eliah came before the Prophet. On seeing the tall and handsome man, Prophet Samuel thought "Yes, he may be the God's anointed one." But God informed the Prophet that Eliah was not the chosen one. "I have rejected him, because I do not judge as a man judges. Man looks at outward appearance, but I look at the heart."

Seven of Jesse's sons were brought before the Prophet. They were all very handsome, tall and healthy. But God had not chosen any of them. Only the youngest son, David (who was considered less able in Jesse's eyes) who was mending the sheep remained. Prophet asked Jesse to bring David before him. David was handsome and healthy, yet he was interested in looking after his father's sheep. Even while looking after the sheep, David used to sing praises to God. The Prophet understood that God had chosen David. David was anointed King of Israel.

### **3. God has a plan**

If we are humble and faithful in our tasks like David, the God who exalted David will exalt us also in the eyes of society. Let us submit ourselves to fulfill His plan

**BIBLE LEARNING: STRATEGIES AND ACTIVITIES:**

Make Inside and Outside Bags

- a. Give each child a lunch-sized paper bag
- b. Say “This bag represents You. The outside of the bag stand for you on the outside—what you look like. The inside of the bag stand for the you on the inside.
- c. Have the children write on the outside things that tell about what they look like—color of hair, eyes, glasses, tall, short, etc. Then have them open their bags and write words on the inside that tell about what they are like; for example, shy, easily embarrassed, patient, kind. When the children have finished, fold the top of the bag down and staple. Children can use their bags as a symbol of submitting themselves to God just as David did.

**ANSWER THE FOLLOWING QUESTIONS:**

1. Why did God remove Saul from the Throne of Israel?

---

2. Whom did God send to choose the new King?

---

3. “Man looks at outward appearance” What does God look at?

---

**BIBLE APPLICATION:**

We should have confidence that God gives us our abilities. He has given each of us special talents, and he will call upon each one of us to fulfill his mission. The world will not see our talents, but God will see our abilities and call us for his mission. We need to be ready and willing to listen to his call.

**LIFE RESPONSE:**

We all judge others by their appearance in some sort of way. God looks at what is beneath the appearance. Make friends with new people, and understand that everyone is special and God will call each of us to help him with his mission.

**MEMORY VERSE:**

*Proverbs 16:20 (b)*

And blessed is he who trusts in the Lord.

**PRAYER:**

Dear Lord Jesus,

You look at hearts, you help us to think and do as you wish. Help us to accept all people and not judge with our hearts. Help us to love all people as you love us.

We praise you for being a God of love.

## Lesson 5 God Stands on the Rock

**LESSON THEME:** Science and faith

**AIM:** To make the children understand that God fulfills his plans even by providing water from rock

**BIBLE READING:** Exodus 17:1-6

### **VALUES FOR LIFE:**

1. Nothing is impossible for God.
2. We must trust in the faithfulness of God.
3. We must be thankful to God who helps us to solve our problems.

### **INTRODUCTION:**

The people of a region suffering from drought declared a fasting prayer at a local church. While the 5 year old Linda and her mother were preparing to go to the fasting prayer, Linda took her umbrella also. Upon seeing this her mother asked “ Why are you taking the umbrella? The sun will set by the time we return

Linda replied “Mother, why are we going for the prayer? Is it not to pray for rain? So when it does rain, don't we need the umbrellas with us? What unblemished faith!!

After the Israelites left Israel to travel to the land of Canaan, food and water were not easy to find. What is the importance of water in this story? What is the significance of the rock?

### **BIBLE LEARNING: MAIN IDEAS:**

#### **1. The Journey in the Wilderness**

Exodus in the Greek means exit or departure. The place where the Israelites camped, Rephidim, was the last stop before Sinai. People were thirsty and looked to Moses to provide them with water. The Israelites were complaining to



God and Moses for abandoning them.

**2. God provided water from the rock:** At that time, Moses cried out to the Lord and He answered. God asked Moses to strike the rock at Horeb with his staff. He obeyed and water came out. People drank it and elders witnessed this miracle.

**3. God Provides:** We can trust in the Lord who provided water from the rock. There are difficulties and sorrows in life. Like Israelites, we have a tendency to complain, but we must believe that a loving God will provide for our needs.

### **BIBLE LEARNING: STRATEGIES AND ACTIVITIES:**

**Answer the following questions:**

1. Who led the Israelites through the desert?
2. Why did the Israelites complain?
3. What food did God provide for the Israelites when they got hungry?
4. Where was it that the Israelites suffered for lack of water? Where did God ask Moses to hit the rock with the stick?

### **BIBLE APPLICATION:**

Moses believed and trusted in God's power. This shows us how obedient Moses was to God's commandments. The story also explains the faithlessness of the people of Israel. We must also accept, obey and trust in God's faithfulness.

### **LIFE RESPONSE:**

Throughout history, we see how God is unchanging. Even in our disobedience and accusation of the divine, we have failed to accept our shortcomings. We must be more aware not to tempt the Lord.

**MEMORY VERSE:**

*Psalm 78:15*

He split the rocks in the desert and gave them water as abundant as the seas.

**PRAYER:**

Dear Lord Jesus,

Forgive us when we doubt you and attempt to take matters into our own hands.

Help us to be more faithful to you in all that we do. May we never become like the Israelites who grumbled and cursed you. In Jesus name we pray, Amen.

**Part II**  
**God's Wonderful People**

**LESSON 6**  
**Family of Jairus**

**LESSON THEME:** Family

**AIM:** In the midst of sorrow/crisis in our families we must be closer to our Lord, and then He will deliver us.

**BIBLE READING:** *Mark 5:22-24, 35-43,*

**VALUES FOR LIFE:**

1. God can help us when we face sadness in our families.
2. When we share our problems with Jesus, He delivers us.

**INTRODUCTION:**

When God created Adam, he felt that Adam should not be alone. So He created Eve and blessed them with children. Thus a family was formed, we get security and happiness when we live in a family. Today we will see how a family in need got help from Jesus.

Has anyone in your family been really sick? How did it make you feel? What did you or your family do for this person?

**BIBLE LEARNING: MAIN IDEAS:**

**1. THE COMPASSIONATE JESUS**

As Jesus went about teaching and preaching he also healed the sick. Jesus' fame as a healer spread far and wide. There was always a crowd to hear Jesus. It was on such an occasion that Jairus, a ruler of the synagogue (Jewish Church), a man of authority came to, and knelt before Jesus. He begged Jesus to come to his house to heal his daughter who was sick.

**2. JESUS, THE HEALER**

Jesus willingly went with Jairus but on his way they were stopped unexpectedly with the bad news that his daughter was dead. But Jesus paid no attention to the news. He went to Jairus' house where he found the people weeping and wailing for the dead daughter. But Jesus was calm. He said that she was only sleeping.

He entered the room with the parents and three of His disciples; Peter, James and John. Jesus took the child by her hand and asked her to get up by saying "Talitha Koum", ("Little girl, I tell you to get up"). She got up at once and walked around to the amazement of all. Before he left, Jesus asked her parents to give her something to eat.

**3. JESUS LOVES CHILDREN**

Sometimes in our lives we are overcome with sorrow and suffering but through it all, we must have faith in God. In the case of Jairus, he had great faith that Jesus could heal his sick daughter. When you are faced with sorrows, do you go to God for comfort? How can we show our faith like Jairus?

**BIBLE LEARNING: STRATEGIES AND ACTIVITIES:**

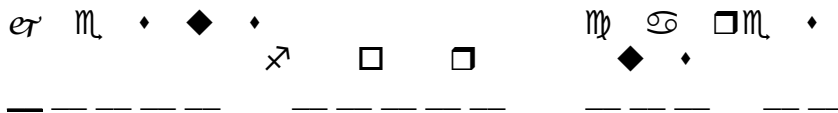
Fill in the blanks:

1. \_\_\_\_\_ was an official of the local synagogue.
2. Jesus took \_\_\_\_ disciples with Him when he went to see the official's daughter.
3. When everyone said the child was dead, Jesus said "no" and that the child was \_\_\_\_\_.

Decode the secret word:



A B C D E F G H I J K L M N O P Q R S T U V W X  
Y Z



- A. Make Get Well Cards
- a. Provide children with construction paper, markers, scissors, glitter, etc.
  - b. Have each child create one or more get well cards to be given to those who are sick either in your own church or in a local children's hospital.
  - c. Explain that just as Jesus went out of His way to help the sick, we must be willing to help the sick feel better in any way that we can.

**BIBLE APPLICATION:**

Jesus loves children. Jesus was so sorry for the parents and wanted to help them. Jesus does not desire people to suffer. He is with the people who are suffering or sick or sorrowful. He will help us through our difficult situation and

heal us when we are sick and give us strength to live for him everyday.

**LIFE RESPONSE:**

When there is sickness in our family or for others, let us pray to God who is the Healer.

**MEMORY VERSE:**

*Mark 5:36*

Jesus told the synagogue ruler, "Don't be afraid; just believe."

**PRAYER:**

Dear God,

When we are faced with sickness and grief help us to have faith to believe that you can heal and comfort us. Help us to trust you completely and know that you will be our strength when we are weak. Help us to live for you everyday and to give you thanks for all you have done for us.

In Christ we pray, Amen.

## **LESSON 7** **Rahab helps**

**LESSON THEME:** Humanity: One in Unity

**AIM:** To understand how Rahab helped God's people in a crisis.

**BIBLE READING:** *Joshua 2:1-18*

**VALUES FOR LIFE:**

1. God can use us in many ways to help others.
2. In times of trouble, always trust in God and He will show you a way to get through it.

**INTRODUCTION:**

Once, while Sadhu Sunder Singh was traveling along the higher slopes of the Himalayas with a Tibetan, the biting cold winds made the journey unbearable. Then they came across a man lying on the ground, nearly frozen to death. Sunder Singh wanted to save him at all cost. His fellow-traveller said, "What foolishness! We have great difficulty in traveling by ourselves, so how can we climb with this man"? The Tibetan went forward, Sunder Singh carried the helpless man and walked on. As he walked along the Tibetan was found lying dead on the ice. Sunder Singh was safe as the body heat of the man he was carrying, kept him warm. In fact they had kept each other warm and thus they were safe. At that adverse moment, Sunder Singh's divine act of love helped them to get safely to the nearby village and to praise God. Today we will see how God uses a woman named Rahab to help His people.

**BIBLE LEARNING: MAIN IDEAS:**

**1. JOSHUA'S LEADERSHIP**

Moses led the Israelites to Canaan but died before he entered Canaan. The job of leading the Israelites was passed on to Joshua, son of Nun. Before entering into this new land, Joshua sent out some men to spy on Canaan. The people there were the enemies of the Israelites and wanted to kill them.

**2. COURAGEOUS RAHAB**

There was a woman named Rahab who lived in a house near the walls of the city of Jericho. The men sent by Joshua spent the night at her house. The king of Jericho found out and sent a message to Rahab saying; bring out the men that have come to you. But Rahab knew that the men were Israelites and that God was with them. Rahab had fear of the Lord. She remembered the great things

the Lord had done for the Israelites, like saving them from the Egyptians and helping them walk through dry land in the Red sea. Rahab decided to help the men out and protect them from the king but in return they had to save her and her family when they conquered Canaan. The men sent by Joshua told Rahab to tie a red cord at the window as a sign to recognize her house to save her.

**3. GOD SAVES**

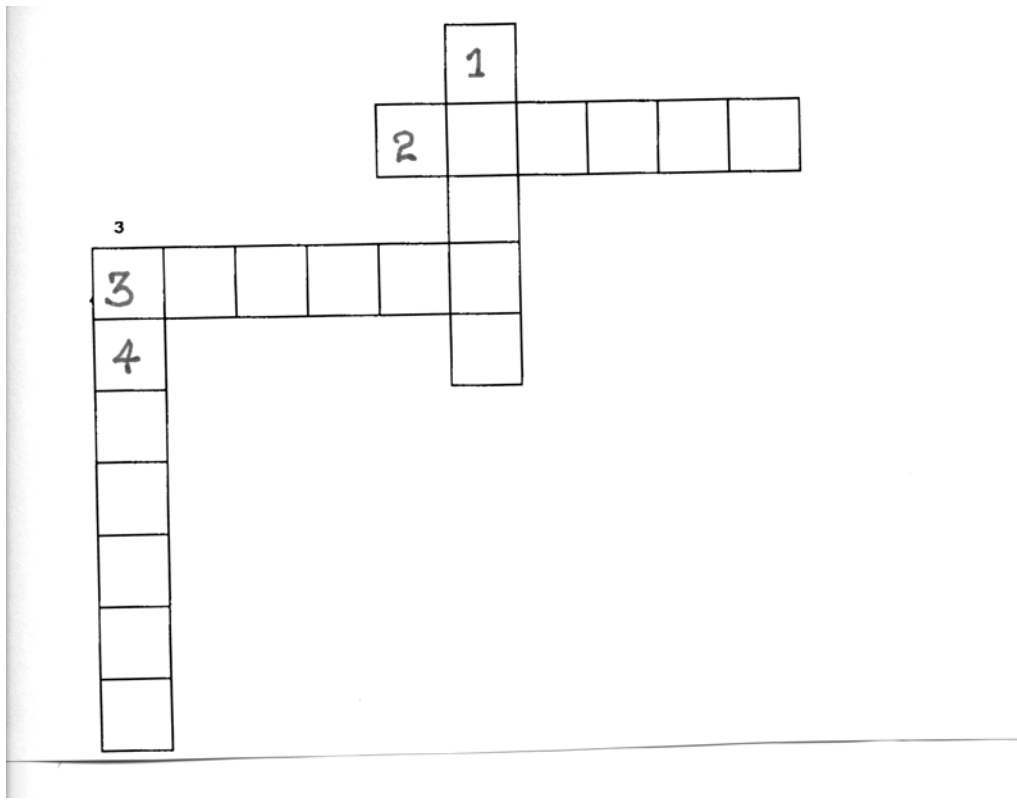
God cares for his people everywhere and prepares others to help and save them. In today's story, it was Rahab whom God had chosen to save His people, the Israelites. Rahab feared the God of Israel and believed Jehovah as God of heaven and earth. We can also be used by God to help others in trouble if we have faith.

**BIBLE LEARNING: STRATEGIES AND ACTIVITIES:**

**Down**

**Across**

- |   |                        |
|---|------------------------|
| 1. Who helped the Israelites?               | 2. The promised land   |
| 3. What city were the spies sent to search? | 4. Who sent the spies? |



**True or False:**

- 1) The responsibility of securing the land from Canaanites for the Israelites fell upon Joshua \_\_\_\_\_
- 2) Rahab lived in Jerusalem \_\_\_\_\_
- 3) Rahab asked the young spies to hide in the hills for three days \_\_\_\_\_
- 4) Rahab was also afraid of the God who performed miracles and signs on behalf of the Israelites \_\_\_\_\_

**You Don't Say Game**

**What You Need:** Kids, a Bible, Post-It Notes, a watch with a second hand and a selection of keywords from your lesson or lesson series.

**Set Up:**

Write your keywords on Post-It Notes. For example, if you're doing this lesson some words you might use are: Rahab, Jerusalem, spies, hills, cord, Canaan, Jericho, wall, etc.

**How You Play:**

Divide class into two teams. Give one of the keywords to a player from team one. The player must choose to *act out* or *describe* the keyword to his or her teammates without actually saying the word. Player must say, "*I will act out the keyword*" or "*I will describe the keyword*", before beginning. The player then acts out or describes the keyword to his or her team. Players are given 15 seconds to *communicate* the keyword to their teammates. If a team is unable to guess correctly, the opposing team may take a guess. (Allow 5 seconds to respond.) Whichever team guesses correctly scores a point. If a player accidentally says the keyword, the point automatically goes to the opposing team. The next team takes their turn whether the keyword was guessed correctly or not.

**How To Win:**

Once all the keywords have been played, the team with the most points wins!

**Optional scoring method:** If players are able to communicate their keyword in the context of the Scripture lesson, they score two points if their team guesses correctly. For example, if the keyword is "angel" while studying Advent. A player might say, "A heavenly being, that has wings". If his or her team guesses "angel" they would score one point. But if a player says, "They appeared to the shepherds, and one said, "Do not be afraid, I bring you good news of great joy". This kind of clue would bring two points if the team answers correctly.

**BIBLE APPLICATION:**

If we are faced with situations where people need our help, it is our responsibility



to lend a helping hand. God can use each and every one of us and our talents for His glory. We must be willing to believe that God will guide us and give us the strength we need to be brave in tough circumstances.

**LIFE RESPONSE:**

Rahab risked everything to help the Israelites to get away from the king of Jericho. She believed in God and knew that she would be saved if she helped the Israelites. Do you have faith that God can use you to help others? Think of a situation where you helped someone. How did it make you feel?

**MEMORY VERSE:**

*Joshua 2: 11(b)*

... For the Lord your God is God in heaven above and on the earth below.

**PRAYER:**

Dear God,

When we are faced with difficult times, help us to rely on your strength. Help us to help others in need with your guidance. Thank you for being a part of our lives and for watching over us.

In Christ we pray, Amen.

## Lesson 8 Solomon's Dream

**LESSON THEME:** God's Revelation in History

**AIM::** To understand that God can speak to us even in our sleep.

**BIBLE READING:** 1 Kings 3:4-15

**VALUES FOR LIFE:**

1. God uses different ways to help us understand His will. (WILL or desire)
2. When God shows us different paths it is our choice to take them.
3. God does not always show us His will that clearly, we have to learn to listen.

**INTRODUCTION:**

An evangelist once doubted God's love and care and was in despair while going through a personal crisis. He slept very late one night. He had a dream. In his dream he was walking with God. Suddenly some important scenes of his past life appeared as in a film. In some phases of his life he could see footsteps of two people, in some other phases that of only one person and that too during the difficult periods of his life. On seeing this he asked God, "When you called me to follow you, You promised to be with me always. But during times of my difficulty, I see only the footsteps of one person." God replied, "My dear son, during the difficult time, I did not forsake you. Those footsteps are mine. Then I had you on my shoulders."

We all have dreams during the day as was the night. Some dreams are good and some others are scary. God spoke to Samuel in a dream. Joseph used to see dreams and Today let us see what God had to say to Solomon in his dream.

**BIBLE LEARNING: MAIN IDEAS:**

**1. EARLY YEARS OF SOLOMON**

After David's reign, his son Solomon became the King of Israel. Solomon was a wise and good King – he loved god and did everything according to God's wishes. He paid special attention to offering sacrifices and worshipping god. One day Solomon went to Gibeon to offer sacrifice to God. God was most pleased with Solomon's sacrifice and his prayers. So he appeared in a dream to Solomon and asked him to request for any gift he liked.

**2. SOLOMON ASKS THE LORD FOR HELP.**

Solomon loved the Lord and was obedient to his will. He took care to offer sacrifices and

worship the Lord. One day God came to Solomon in a dream and asked him what he wanted.

Solomon was grateful to God for making him a King of such a large number of people. He remembered the great love of God shown to his father, David who was good and loyal in his relationship with God. Solomon was very young and did not know how to rule his people. So he asked God to give him wisdom to rule the people with justice and to know the difference between good and evil.

## **2. THE LORD GRANTS SOLOMON WISDOM**

The Lord was very pleased with Solomon's request and promised him to give him not only more wisdom but many other blessings that he had not asked for. He promised to give him wealth and honor and long life.

### **BIBLE LEARNING: STRATEGIES AND ACTIVITIES:**

True or False?

1. Solomon was a God fearing person.
2. Solomon did not know how to rule his people even after praying to God.
3. God spoke to Solomon in a dream.
4. God gave Solomon only the wisdom that he asked for.
5. Solomon was grateful to God for making him a King of such a large number of people.


Unscramble and make in a sentence:

1. SWA      OTNEBDIE      OT      LIWL      DGO'S      MOSLONO

Solomon was obedient to God's will.

2. MOSLONO      VEAG      SSSLENBIG      DGO      DNA      SMODWI

God gave Solomon wisdom and blessings.



**What you need:**

- crayons
- scissors
- clear contact paper
- hole punch
- yarn or ribbon

**What to do:**

- color the bookmark
- place between two layers of contact paper
- trim, leaving a small edge of contact paper all around
- punch hole through all layers
- loop yarn or ribbon through the hole

(teacher should have the contact paper pre-cut to the appropriate size before class)

**BIBLE APPLICATION:**

Solomon was one of the many people in the Bible and in our times that has asked God for help and received it. Job was a God fearing person that always trusted God, even through the toughest times of his life. God blessed Job more than he could ever wish for.

**LIFE RESPONSE:**

Solomon was not selfish in his request or desire. He did not ask for wealth and splendor for himself but wisdom to understand, love and rule and take care of his people. Our

request to God must also be unselfish, a strength to serve God and fulfill his will

**MEMORY VERSE:** 1 Kings 3:9

So give me the wisdom I need to rule your people with justice and to know the difference between good and evil.

**PRAYER:** 'Lord teach us to pray as Solomon prayed. Let us not be selfish. Help us to please God and to be obedient to the will of God.' Amen.

**LESSON 9**  
**Vision On Damascus Road**

**LESSON THEME:** Response to God's Revelation

**AIM:** To understand how the vision at Damascus changed the life of Saul.

**BIBLE READING:** : Acts 9:1-9

**VALUES FOR LIFE:**

1. God calls people for His service through different means.
2. When we let God come into our heart and into our lives, we change for the better.

**INTRODUCTION:**

Have you heard of Dr. David Livingstone who was a missionary in Africa? He took the gospel to the cannibals who were steeped in communalism and hatred. Through his Christ centered life, David Livingstone managed to transform the life-style of those who wanted to hurt him and kill him.

Now let us learn how Jesus Christ's care and love transformed a trouble maker.

Do you think it is possible for a person to go through such a huge change?

**BIBLE LEARNING: MAIN IDEAS:**

**1. SAUL – AGAINST GOD**

Saul was a person who was obedient to the Old Testament Law. But he hated the Christians. He considered them as people living against the law and wanted to get rid of them. He got special permission from the priests to do so. Thus he set on his way to Damascus to arrest the people who followed the Lord. Then suddenly something very unusual happened.

**2. PAUL – FOR GOD**

A great light shone around Saul from heaven. He also heard a voice, speaking to him. Saul fell to the ground. The voice asked him why he persecuted the Lord. It was the voice of Jesus. The voice asked him to go to the city and wait for further instructions. Saul stood up and found that he had gone blind. His friends took him by his hand and led him to the city of Damascus.

**3. ANANIAS HELPS PAUL SEE**

In the city of Damascus there lived a disciple of the Lord called Ananias. According to the Lord's vision, Ananias, placed his hands on Saul and prayed. Saul regained his sight. This incident caused a great change in Saul. He became

a follower of our Lord Jesus Christ and later a great Christian leader.

**BIBLE LEARNING: STRATEGIES AND ACTIVITIES:**

Look up the names of some people who had the revelation of God.

1. Gen 15:1           A \_ \_ A \_ \_ M
2. Gen 28:10-4       \_ A \_ O \_
3. Exo 3:1-3         M \_ S \_ \_
4. Rev 1:1            J \_ \_ \_

**Answer the following questions**

Where was Saul(Paul) going to?

What was Saul’s purpose of going there?

What happened on the way?

What change was brought in him?

Who said to whom?

“I am Jesus, whom you persecute”

In the vision \_\_\_\_\_ spoke to Saul. (Jesus/Angel)

**ACT IT OUT**

Students will re-enact Saul’s conversion on the road to Damascus. The teacher should separate the class into groups if the number of students is too large and then have the different groups perform for each other. Give them about 7-10 minutes to prepare.

**BIBLE APPLICATION:**

Saul was totally against Christians and would not think twice about persecuting the Christians. But once he opened his heart to Jesus’ call he immediately became a follower of Christ. Likewise, when we let Jesus come into our heart and into our lives, God can perform wonders in us and through us.

**LIFE RESPONSE:**

God transformed Paul’s life when Paul let God into his life.

Do you need to let God come into your life?

What can you do to let Jesus come and take control of your life?

**MEMORY VERSE:**

Acts 9:5

“Who are you Lord? Saul asked “I am Jesus whom you persecute”, the voice said.

**PRAYER:**

Dear Lord,

Thank you so much for loving us even when we do things that you do not like. Forgive us our sins. Help us to change our lives to do your will.

In Jesus name, Amen



**LESSON 10**  
**The Little Girl Who Loved The Bible**

**LESSON THEME:** Modern Human Ventures

**AIM:** To make the children understand how the deep love of a little girl for the Bible led to the formation of a Bible Society

**BIBLE READING:** Psalms 119:97-107; Luke 1:1-4; Acts 1:1-2

**VALUES FOR LIFE:**

1. We must read regularly and memorize the Word of God
2. We must co-operate with the activities of the Bible Society
3. Bible is the most widely read book in most different languages.

**INTRODUCTION AND LEARNING:**

We all have our own Bibles at our homes, haven't we? Do you read from the Bible regularly? Do you listen to your mother, father, elder brother or sisters reading the Bible?

If you want to buy a Bible today, it is very easy. But about 200 years ago it was not the case. Let us learn the story of a little girl who had to make great sacrifices to buy a Bible.

**BIBLE LEARNING: MAIN IDEAS**

A little girl named Mary Jones lived in Wales, Great Britain. Her mother-tongue was Welsh.

Her parents were very poor weavers. Even though they were in poverty they were ideal Christians. They regularly took part in church services and conducted family prayers daily. But they did not have their own Bible to use during family prayers. Mary Jones, being keen to learn the Bible verses, memorized the Bible verses she heard at the Church. She recited them at the family prayers. Mary Jones knew that she could learn many more Bible verses only if she would learn to read and write. Even if she would learn to read, unless she possessed a Bible, her wishes would not materialize, she feared. These two desires – to learn to read and write and to have a Bible of her own- weighed on her mind. Since there was no school nearby she could not learn to read or write. As she had no money she could not buy a Bible which was very costly in those days.

Realizing her desire, her father gave her a blue box in order that she could save

money in the box to buy a Bible. Now that Mary had a box, her next problem was “where to find money?” Once an old lady suffering from back-pain offered to pay money to Mary if she collected fire wood for her. She agreed, she did the job quite willingly and deposited the money she earned in the money-box.

When Mary was 10 years old her first desire materialized. A school was put up three kilo-meters from her house, Mary got up very early in the morning, helped her Mother in her work and then went to school. Every day she walked to school. Soon she learned to read. One day Ivance’s wife, a neighbor, who was not very far from her house allowed Mary to read their Bible at their home. So Mary went to Ivance’s house, read the Bible and memorized many Bible verses. But Mary was still unhappy as she felt that if she had her own Bible, she could use the time now she was spending for walking to Ivan’s house also to read the Bible. Mary was very busy – helping her mother, going to school and doing work to earn money to buy her own Bible. Often her father was bed-ridden and as such he was not able to go to work. At such times Mary had to spend her hard-earned money on food for the family. One day Ivance’s wife got Mary to do some special tailoring work and paid her some money. With this money and the money that she had saved during the last 6 years she had enough to buy a Bible. Mary Jones was then 16 years old.

So far Mary didn’t get a Bible. There was no Bible shop nearby. She had to travel to a town, thirty kilometers away to buy a Bible. She walked this distance with the money tied to the edge of her dress and a little food in a bag. She carried the slippers on her shoulders to be worn when she reached the town. After the exhausting journey Mary rested at the local parsonage. The vicar introduced Mary to the book-seller, Charles. Even though the Welsh Bible had been in print since 1588, enough copies were not available. Charles had only two copies of the Bible with him and those two were reserved for some others. With the earnings of 6 years Mary walked 30 kilometers only to buy a Bible. But there was no Bible to be bought. She was utterly disappointed and Charles too. Charles decided to give her one of the reserved copies. Mary paid for it and almost ran back to her house with the Bible. On reaching home she showed her parents her Bible. Her parents were very happy.

Charles and his friends decided to make the Bible available for purchase. Many Christians joined the group and the Bible Society was formed in 1804. The Bible Society has translated the Bible into many languages.

### **BIBLE LEARNING: STRATEGIES AND ACTIVITIES**

**Underline the correct answer which fits in the gap.**

1. Mary desired to buy a \_\_\_\_\_ (Bible/Dress)
2. \_\_\_\_\_ is the organization that makes Bibles available at reduced rates. (Seminary/Bible Society)

**Write the answers to the questions in the columns opposite to them.**

1. Which was Mary Jones' native place?
2. What was her parents' job?
3. What was Mary Jones' great desire?
4. What did her father give her?

**Let Us Sing:**

Ideal book the Bible(2)  
Read it daily and  
Win the purity of Soul  
Ha.... Ideal book the Book

**LIFE RESPONSE:**

Value the Bible and honor the words in the Bible. Don't take the word of God for granted and thank God for the blessing of having a Bible.

**MEMORY VERSE:**

Psalm 119:105  
Your word is a lamp to my feet and a light for my path.

**PRAYER:**

Dear Lord,  
Heavenly Father, we praise you for making us know your great love for us through the Bible. Bless the Bible Society and its workers who help to make the Bible available to all Amen.

***Part III***  
***God's Purpose for God's World***

**Lesson 11**  
**Our God Who Strengthens**

**LESSON THEME:** The Nature of God

**AIM:** To understand the that God strengthens those who love Him

**BIBLE READING:** *1 Kings 19:3-16*

**VALUES FOR LIFE:**

1. When we are faced with problems we must not despair, but trust in God.
2. In such difficult situations, God will strengthen and encourage us.
3. We need new strength and hope from God.

**INTRODUCTION:**

Close your eyes and think of a time when you felt upset? Discouraged?

What made you feel that way? What did you do?

Think of time when you were in a difficult situation or were in danger? What was your danger? What did you do?

Today we will find out what Elijah, a man of God, did when he was in danger.

**BIBLE LEARNING: MAIN IDEAS**

**1. ELIJAH REMAINED FAITHFUL TO GOD**

Elijah was a prophet who told people about the will of God and encouraged them to worship Jehovah. But some people worshipped pagan gods like Baal including King Ahab and Queen Jezebel. By obeying God's commands, he put his own life in danger by destroying the prophets of Baal. Elijah could have said no to save himself, but he knew that Jehovah was the almighty God who will always protect him.

**2. GOD NEVER ABANDONS HIS CHILDREN**

When Elijah runs away out of fear, he goes to Beersheba in Judah. Elijah prays to God and God hears his prayer by sending an angel to give Elijah bread and water. God sends an angel twice to Elijah to give him enough strength for the long journey ahead to Mt.

Horeb. God knows our weaknesses, but we can be made strong in Him if we put our trust in Him.

### 3. GOD'S WISDOM IS GREATER THAN OUR UNDERSTANDING

While Elijah is waiting for God to pass by on the mountain, several unusual natural events happen. A strong mighty wind tears rocks apart. Then a powerful earthquake shatters the ground beneath Elijah. Then a great fire breaks out on the mountain. On all three events, Elijah expects God to come, but is wrong. Finally, God comes and speaks to Elijah, but unlike anything he or anyone of us would expect. God speaks to Elijah in quiet whisper. It is in this quiet whisper that God encourages and commands Elijah to anoint a new king and a new prophet.

#### **BIBLE LEARNING: STRATEGIES AND ACTIVITIES:**

Match the following:

- |                      |       |  |
|----------------------|-------|--|
| (a) Ahab             | _____ | (1) Place in Judah where Elijah flees to     |
| (b) Mt. Horeb        | _____ | (2) The new appointed king of Israel         |
| (c) Beersheba<br>God | _____ | (3) The place the angel sends Elijah to meet |
| (d) Jehu             | _____ | (4) The king who worships Baal               |

State True or False:

- \_\_\_\_\_ Elijah's journey took 40 days to reach Mt. Horeb from Beersheba. (True)
- \_\_\_\_\_ Elijah prayed under a broom tree to God wishing for water. (False)
- \_\_\_\_\_ God spoke to Elijah through the great wind. (False)
- \_\_\_\_\_ Elisha was the new prophet appointed to succeed Elijah. (True)

#### **BIBLE APPLICATION:**

Elijah remained faithful to God even though he knew his life was in danger. When you are faced with troubles, pressures, and trials, what do you do?

How do these troubles, pressures, and trials make you feel?

How can we be like Elijah in today's society?

**LIFE RESPONSE:**

Knowing that God gave Elijah the strength he needed, how can this relate to your life?  
In what ways, does God provide strength to you when you need it?

**MEMORY VERSE:**

*Philippians 4:13*

I can do everything through him who gives me strength.

**PRAYER:**

Dear God,

Many times in our lives, we are faced with many problems. Help us not to be scared, but to put all of our trust in You. Give us the guidance and strength we need to overcome these problems. Help us to remember that we can do everything through your strength.

In Christ we pray, Amen.

## **Lesson 12**

### **God's Grace**

**LESSON THEME:** God in Fellowship with Human Beings

**AIM:** We can experience fellowship and God's Grace even in the midst of trouble.

**BIBLE READING:** *2 Corinthians 12:7-10*

**VALUES FOR LIFE:**

1. When we get sick and are disabled, we should not consider them as God's punishment.
2. Since God knows our suffering and weakness, He gives us strength.

**INTRODUCTION:**

Have you walked around your house with your eyes closed for more than five minutes? Were you able to find your way around or did you bump into everything you touched? Can you imagine what it is like to be blind for your whole life? What are some other handicaps?

We may not like it, but we are all imperfect. We can be made perfect in God's grace by accepting our handicaps and using them for God's purpose, whatever they might be!

Today, we will learn that even Paul suffered from an illness. It made him to become a better person for God!

**BIBLE LEARNING: MAIN IDEAS:**

**1. SUFFERING CANNOT COME WITHOUT GOD'S KNOWLEDGE**

Many people believe that sickness is evil and is from the devil. God allowed Satan to torment Paul and then used Satan's instrument of torment to increase Paul's faith. Paul's illness was given to him with a loving purpose. We must put our trust in God and know that whatever He gives us is for our own good. It is to make us more humble and to be thankful to God.

**2. WE CAN DEPEND ON GOD'S GRACE**

Most of the time, our illnesses are not just physical. It can be our pride, our selfishness, and many other bad habits that we might have. Paul was aware that he too was helpless to these bad things. So he prayed to God to take away his disease, but God answered in a special way. He did not take away his illness but gave Paul the strength to bear it.

We learn that God used Paul's suffering as a blessing in disguise to help build Paul's strength of character. Paul learned to rely upon God's help with his 'thorn in the flesh.' God's powerful grace is made more real to us when we accept our weaknesses.

**BIBLE LEARNING: STRATEGIES AND ACTIVITIES:**

Unscramble the following words:

ACGER	UFSIIETNF	WPEOR	TCREPEF
ASNEEKWS	ATBSO	SRCITH	ERTS

**BIBLE APPLICATION:**

What are the different handicaps that people have in this world?

Do you have any friends or neighbors who are disabled?

People suffer from various kinds of diseases. We should pray to God to give them grace to bear it and to understand His purpose of their disabilities.

**LIFE RESPONSE:**

What are our own difficulties that we have?

What are some of our own weaknesses and disabilities?

How can we use Paul's example to overcome our disabilities?

**MEMORY VERSE:**

*2 Corinthians 12:9*

But he said to me, "My grace is sufficient for you, for my power is made perfect in weakness." Therefore I will boast all the more gladly about my weaknesses, so that Christ's power may rest on me.

**PRAYER:**

Dear God,

Thank you for making us who we are. We know that we are not perfect, but we ask for Your strength and grace. So we can accept and bear our illnesses for Your glory



and purpose. In Jesus name we pray, Amen.

**ANSWER KEY:**

<b>GRACE</b>	<b>SUFFICIENT</b>	<b>POWER</b>	<b>PERFECT</b>
<b>WEAKNESS</b>	<b>BOAST</b>	<b>CHRIST</b>	<b>REST</b>

## **Lesson 13** **Justice and Mercy**

**LESSON THEME:** Broken Relationship

**AIM:** We are expected to be merciful – to forgive others as God has already forgiven us our sins.

**BIBLE READING:** *Matthew 18:23-35*

**VALUES FOR LIFE:**

1. When we do something wrong, we often are quick to ask for forgiveness.
2. We feel guilty and we don't like the consequences our actions might have.
3. We must know that just as our heavenly Father forgives us, we must do the same for our brothers and sisters.

**INTRODUCTION:**

Do you remember a time when you did something wrong and your parents caught you? Did they get mad at you and punish you? Did they forgive you? Of course your parents forgive you. But how about your friends? When they did something to wrong you, would you hurt them in return to show your anger?

Sometimes we forget that God gives us more chances than we give for other people. We let our pride take over and fail to realize that our sins before God are much greater than the wrongs done to us by other people. We must remember that God has forgiven us for all of our sins, both big and small. But in order for Him to do that, we must first forgive others.

Today, we will learn of a parable that illustrates what will happen if we don't forgive others as God has forgiven us.

**BIBLE LEARNING: MAIN IDEAS**

### **1. GOD'S KINGDOM**

Jesus spoke in parables to describe the nature of the kingdom of God to his disciples and to the people. This parable is about forgiveness. Forgiveness is a quality of those who enter the kingdom of heaven. God does not forgive those who do not forgive others.

### **2. GOD IS A MERCIFUL AND FAIR KING**

This parable also depicts God as the King. He had lent a huge sum of money to his servants and wanted his money back. But his slave couldn't pay back the money he owed the king. The servant begged the king for mercy and the king forgave him right on the

spot. He even told his slave that he didn't have to pay back what he owed—he was free from his debt!

Later on, the king finds out that the same servant who was forgiven went and did the opposite!

The slave had a fellow servant who owed him some money. His servant begged the king's fellow slave for mercy, but the slave got so mad that he threw his servant in jail. When the king heard this, he was so mad that he confronted his slave. He told the slave that just as he had forgiven him that the slave should have forgiven his own servant. So the king put his slave in jail where he had great suffering.

Our God is not only merciful but also just. He forgives us when we are sorry, but expects the same from us for other people. Our debt to God is far greater than what anyone else might have with us and God has forgiven all of that! But when we do not forgive others, God will punish us just like the king in the parable.

### **BIBLE LEARNING: STRATEGIES AND ACTIVITIES:**

#### **WORD SEARCH:**

R	G	L	B	J	X	J	K	G	C	A	C	W	F	S
H	E	A	V	E	N	F	A	T	H	E	R	AA	T	E
E	C	K	W	W	K	O	A	C	B	X	Z	N	H	R
A	A	W	G	L	Q	R	D	L	C	Z	E	C	G	V
V	Q	Z	K	I	N	G	D	O	M	L	J	B	U	A
E	G	R	I	A	G	I	H	M	A	E	C	F	P	N
N	M	I	N	Z	R	V	G	T	S	K	R	K	I	T
L	F	F	G	C	G	E	B	F	T	F	I	C	T	S
Y	D	X	S	L	P	X	A	L	E	I	R	A	Y	D
B	H	H	E	A	R	T	C	K	R	X	H	W	E	E
C	S	R	I	D	I	U	Q	R	D	B	C	K	U	B
W	R	Z	R	B	S	J	W	M	G	A	C	X	J	T
G	C	R	F	S	O	C	A	S	U	I	L	L	A	M
P	A	T	I	E	N	T	B	W	W	K	Q	R	K	A

KINGDOM  
MERCY  
PITY  
TALENTS

HEAVEN  
HEAVENLY  
HEART  
MASTER

KING  
FATHER  
PRISON  
DEBT

SERVANTS  
FORGIVE  
WICKED  
PATIENT

**BIBLE APPLICATION:**

Do you think that there are more people who are like the king or the servant in this world?

What can you do to display God's mercy and forgiveness to others?

**LIFE RESPONSE:**

What are some of the incidents where you have hurt someone or someone else has hurt you? What did you do? What would Jesus do?

**MEMORY VERSE:**

*Matthew 18:23*


*Therefore, the kingdom of heaven is like a king who wanted to settle accounts with his servants.*

**PRAYER:**

Dear God,

We thank you for being a merciful God who has forgiven us our countless sins. Help us to be just and merciful with others who have hurt us or wronged us just as you have shown mercy to us. In Jesus' name we pray, Amen.

ANSWER KEY:



## *Lesson 14* *An Accepting Heart*

**LESSON THEME:** Reconciliation

**AIM:** To show that God can change the mind of his strongest enemies to serve his purpose in the world.

**BIBLE READING:** Acts 9:10-18

**VALUES FOR LIFE:**

1. Sometimes we can't see the outcome of our actions and might get nervous about it.
2. If we put our trust in God and do His will, we can be sure that everything will be ok.

**INTRODUCTION:**

In one of the previous lessons (Lesson 9) we have studied Paul and his vision while he was going to Damascus. When he became blind he was asked to go to Ananias who prayed for him. Today we will study more about Paul and his experiences.

**BIBLE LEARNING: MAIN IDEAS**

**1. TRUSTING IN GOD**

Ananias was a Christian who lived in Damascus. He also had a vision in which the Lord asked him to meet Saul, who was staying at Judas' house on Straight Street. Saul was praying and waiting for Ananias to bless him and to get his sight back. But Ananias was afraid of Saul because Saul had come over there with a letter of authority from the chief priests to kill all the followers of Christ.

This meant that Ananias' life would be in danger if he went to see Saul. But the Lord assured Ananias that this would not happen again, because he had chosen Saul to serve the Lord. The Lord had chosen Saul to preach the good news to the Gentiles and kings and the people of Israel. The Lord's assurance gave Ananias the courage to go to Saul and pray for him. When Ananias prayed for Saul, his eyesight was restored. Saul then decided to preach the good news of Jesus Christ to all the people. Then Saul changed his name to Paul.

## 2. GOD CAN DO ANYTHING

Saul was a devoted Jew before he met Jesus. All Christians were scared of him after Jesus died. Saul would go and kill all Christians, but that all changed after his conversion. God took this man full of hatred and changed him into one of the most famous missionaries of the Bible! We may not know what God has in store for each and every one of us. If we put our trust in Him and love God, we can change the world too. Just like Paul did!

### **BIBLE LEARNING: STRATEGIES AND ACTIVITIES:**

UNSCRAMBLE THE FOLLOWING WORDS:

SCCSAMAD	SCIIDELP	AAANNSI	IISOVN
UASL	GPAIRYN	HSITG	SRAERT
TITMNNREU	TSEGNEIL	LSRIAE	DBPATZIE

State True or False:

- \_\_\_\_\_ Ananias gave Saul a kiss to heal him.
- \_\_\_\_\_ God changed Paul's name to Saul after the vision.
- \_\_\_\_\_ Saul was staying at the house of Judas on Straight Street.
- \_\_\_\_\_ Ananias met Saul in Tarsus.
- \_\_\_\_\_ After Ananias healed him, Saul was able to see.

### **BIBLE APPLICATION:**

Who are some famous missionaries of today? Do you know anyone in our church? What do they do? How do people respond? What do missionaries do to help others?

### **LIFE RESPONSE:**

Imagine that you were Ananias when God called him to heal Saul. Would you obey God?

Do you think that Ananias knew what God had in store for Saul after his conversion?  
How can we be modern-day Ananias?

**MEMORY VERSE:**

Acts 9:17

"Brother Saul, the Lord--Jesus, who appeared to you on the road as you were coming here--has sent me so that you may see again and be filled with the Holy Spirit."

**PRAYER:**

Dear God,

Help us to be like Ananias who obeyed you even when he was scared. Help us to put our trust in You and accept others as you have accepted us. In Jesus name we pray, Amen.

**ANSWER KEY FOR UNSCRAMBLE:**

DAMASCUS	DISCIPLE	ANANIAS	VISION
SAUL	PRAYING	SIGHT	ARREST
INSTRUMENT	GENTILES	ISRAEL	BAPTIZED



**Lesson15**  
**We Have an Eternal Purpose to Fulfill in Life**

**LESSON THEME:** Eternal Purpose in Life

**AIM:** To teach children that we all belong to God and we have to keep ourselves clean and holy for God.

**BIBLE READING:**

*Genesis 1:26-2; 1*

**VALUES FOR LIFE:**

1. Cleanliness must be on the outside and inside for we were made in God's own image.
2. We should reflect God who created us, in how we dress, what we say, and what we do, just like a mirror.

**INTRODUCTION:**

Have you ever wondered why our parents made us take baths and wash our hands before we eat? Or why our parents punished us when we said a bad word or did a bad thing? We may not have understood it then, but they were teaching us how to be Godly people. Today, we will learn exactly what it means to be a Godly person.

**BIBLE LEARNING: MAIN IDEAS**

**1. BEING A GODLY PERSON**

When God made man, God decided to make man in his own image. He gave power over all the other creatures of the world. God wanted us to have God's character – to love, understand, and care like him.

We are beautiful temples that have been created by God. God wishes very much to live in us. God is holy. If God is to live in us, we must make ourselves clean of our sins and keep ourselves holy. Hating others, getting angry with others for no reason, being rude and jealous of others, make us sinful, unholy people. We must be able to love, forgive, and care for others. We must comfort and encourage others. We must be happy and make others happy. We must help others. This will show that God is in us and we belong to God.

Let us grow up as holy people so that Jesus can live in us. We are made for him and our lives will be complete and happy only if we allow God to live in us.

**BIBLE LEARNING: STRATEGIES AND ACTIVITIES:**

State True or False:

\_\_\_\_\_ Being a Godly person only means that we have to take baths.

\_\_\_\_\_ We are God's temple and God's Spirit lives in us.


\_\_\_\_\_ We were made in the image of angels.

\_\_\_\_\_ When God made us, he put us in charge of animals.

In the box below, draw a picture of yourself doing something that reflects the image of God on the outside.

A large empty rectangular box with a thin black border, intended for a student to draw a picture of themselves doing something that reflects the image of God on the outside.

In the box, draw a picture of yourself doing something that reflects the image of God on the inside.



**BIBLE APPLICATION:**

God says that we are the living temple of God.  
So we are to respect our bodies and minds.  
What can we do to protect them?  
What are some of the things that we shouldn't do?

**LIFE RESPONSE:**

Have you ever looked at yourself in the mirror?  
Whom do you look like? Your mom or dad?  
After learning that we are made in God's image, how do you reflect God's image onto others?

**MEMORY VERSE:**

*1 Corinthians 3:16*

*<sup>16</sup>Don't you know that you yourselves are God's temple and that God's Spirit lives in you?*

**PRAYER:**

Dear God,

Thank you for making us as living images of You. Help us to protect our bodies and minds from all that is evil. In Jesus's name we pray, Amen.

**Part IV**  
**God With God's World and God's People**

**LESSON 16**  
**Joshua's Decision**

**LESSON THEME:** : History of Religion

**AIM:** To put our trust in the Living God when we make important decisions

**BIBLE READING:** Joshua 24:1-17

**VALUES FOR LIFE:**

1. We need someone who will keep us safe.
2. God will keep us safe.
3. We should trust in the Lord and serve him.

**INTRODUCTION:**

Jonty Rhodes, the very famous cricketer, comes from South Africa. The Pakistan batsman, Inzamam Ul-Haq, was caught out by Jonty Rhodes in the last World Cup Cricket Tournament. It was of course a commendable, marvelous catch. This incident was instrumental in the victory of South Africa. Even though he attained the highest achievement Jonty and his family attributed the great success to God's grace. Jonty firmly believes in the Lord.

What are the some of the choices you made recently? Have you ever had doubts about serving God? What did you do? How did you make this decision? Why did you make this decision? Today we will learn about Joshua's decision and how and why he made this decision.

**BIBLE LEARNING: MAIN IDEAS**

**1. JOSHUA REMEMBERS GOD'S BLESSINGS**

After Moses, Joshua son of Nun became the leader of the people of Israel. God used Joshua to bring the people of Israel into Canaan. Joshua called all the people of Israel to gather at Shechem. He reminded them of how God guided Abraham and his descendants on to the Promised Land. He reminded them of the wonders that God performed at the Red Sea. Joshua reminded them of how Israelites defeated the Amorites, how Balaam was prevented by God from cursing the Israelites, how God helped them to capture Jericho and how God gave them victories over the Amorites, the Perizzites, the Canaanites, the

Hittites, the Girgashites, the Hivites and the Jebusites. They were also reminded that God had given them land that they had not cultivated, towns that they had not built, and olive from trees that they had not planted.

## 2. GOD WILL NEVER FORSAKE YOU

After talking to the people about their deliverance from slavery by God, Joshua calls the people to take a decision as to whom they should serve and worship. Joshua asked them to get rid of the gods their ancestors worshipped in Mesopotamia and Egypt. He wanted them to worship the only living God. Joshua said, "As for my family and me, we will serve the Lord". On hearing Joshua's decision, the people replied "We also will serve the Lord, he is our God." The people pledged that they would serve only the Lord as he had delivered them from Egypt and saved them from all dangers on their journey.

### **BIBLE LEARNING: STRATEGIES AND ACTIVITIES:**

True or False:

\_\_\_\_\_ Joshua and the people said that they would forsake the Lord and worship other Gods. (False)

\_\_\_\_\_ If we put our trust in the Lord, He will always be with us and help us. (True)

\_\_\_\_\_ Joshua made his decision by remembering God's past mercies in life. (True)

\_\_\_\_\_ Joshua was the leader of the Amorites after Moses. (False)

\_\_\_\_\_ Joshua invited all the Israelites to assemble before God and told them how God led Moses and his descendants to the promised land. (False)

Trust Falls

Have your group pair up, preferably with someone they are not buddies with or related to. Have everyone listen to the instructions very carefully. Make sure that everyone understands what's going on. Have one person fall backwards into his partner's arm. Have them use the cues: Ready to fall, Ready to catch, Falling, Fall Away. Then have them switch and repeat. Afterwards talk about how they felt when they were the one falling and when they were the one expected to hold their partner up. Then relate this to biblical passage.

### **BIBLE APPLICATION:**

Joshua and the people decided to serve the Lord. He remembered all the great things that God did for him. If you were in Joshua's position, what would be your

decision? What great things God has done in your life?

**LIFE RESPONSE:**

Can you relate to Joshua? What difficult decisions have you made in your life?  
Do you think you made the right decision?

**MEMORY VERSE:**

Joshua 24:15 (b)  
As for my family and me, we will serve the Lord.

**PRAYER:**

Dear God,  
In our lives, there are many decisions that we must make. Help us to make the  
right decisions and to put our trust in you.

In Jesus' name we pray, Amen.

**LESSON 17**  
**The Man who was Compassionate**

**LESSON THEME:** History of salvation

**AIM:** We should show kindness to those who are in need

**BIBLE READING:** Ruth Chapter 2

**VALUES FOR LIFE:**

1. We should always show kindness to the poor.
2. Everything we have is a gift from God.

**INTRODUCTION:**

Have you ever wondered what it would feel like to not know where your next meal is coming from? Or how you're going to live that day?

In the autobiography of Alexander Mar Thoma, "In the Shadow of God's Grace", is quoted below. The incident took place in 1984 in Nigeria. The car that Thirumeni was traveling broke down in the middle of a jungle and he had to remain there a long time. A young shepherd named Joseph happened to come there. After talking to the Metropolitan, Joseph left. After a while a group of people came there to see Thirumeni. Not knowing their intentions Thirumeni stood still. But these people had come on the instructions of Joseph and had brought some fruits to Thirumeni. They had shown mercy to a stranger. Let us learn about Boaz who showed compassion to Ruth.

We could help change a person's life, by telling them about Jesus. You can be a true witness, by being kind and helping people in need.

**BIBLE LEARNING: MAIN IDEAS:**

**1. RUTH: POOR AND HELPLESS**

Ruth and Naomi left Moab and returned to Bethlehem but they were poor and needed food. So Ruth told Naomi that she would harvest the leftovers from anybody that would be kind enough to let her harvest in their fields. She went to work at Boaz's corn fields. While she was harvesting (gleaning) from the field Boaz had returned and taken notice of her.

**2. BOAZ'S KINDNESS**

Boaz asked the foreman who the new woman was and when he found out she

was Naomi's daughter-in-law, he told her he would take extra care of her. Boaz was related to Naomi's husband. So he wanted to help Naomi and Ruth. Ruth was able to gather so much grain and corn that she was able to bring back a lot of food back to Naomi.

Ruth continued to glean in Boaz's fields until the barley and wheat harvests were finished

### **BIBLE LEARNING: STRATEGIES AND ACTIVITIES:**

Unscramble the following words:

RCNO	ORPO	EETHMBHLE	AOIEMTSB
DKNI	ABOZ	EARSHVT	TURH

### **Answer the following questions**

Who was Ruth's mother-in-law?

Where did they come from?

How did Boaz show compassion to Ruth?

### **ACT IT OUT**

Divide the class into 3-4 groups depending on class size and ask each group to act out a small skit that demonstrates kindness. A twist on this idea is to have the groups act out their skits without words, similar to a charades idea.

### **BIBLE APPLICATION:**

How many people do you know that is kind like Boaz? Do you have friends that would help you out in times of need?

### **LIFE RESPONSE:**

Do you think you would have helped Ruth if you were in Boaz's position? Are there children in your school or neighborhood who need help? How would you help them?

### **MEMORY VERSE:**

Ruth 2 : 13b

You have given me comfort and have spoken kindly to your servant.



**PRAYER**

Dear God,

Help us to be kind to others just as Boaz was kind to Ruth. Help us to realize that everything that we have is a gift from you. Lord, we are no better than anyone else. Help us to realize that everything we have can just as easily be taken away from us. Thank you God for your blessings.

In Jesus' name we pray, Amen.

**ANSWER KEY:**

CORN	POOR	BETHLEHEM	MOABITES
KIND	BOAZ	HARVEST	RUTH

Can you find and circle ten hidden sheaves of grain in the picture? Then color the picture. (Grain sheaves are bundles of grain which are tied together.)



**LESSON 18**  
**Jesus the Good Shepherd**

**LESSON THEME:** Fullness of life in Jesus Christ

**AIM:** To introduce Jesus as a Good Shepherd who comes in search of us

**BIBLE READING:** Luke 15: 4-7

**VALUES FOR LIFE:**

1. Sometimes we feel lost and don't know what to do.
2. When we feel lost, God will guide us to the right path.
3. If you are willing to be found, God will find you.

**INTRODUCTION:**

Have you lost something that was important to you? Did you look for it? Did you find it? How did you feel when you found it?

Today we will learn about the parable of the lost sheep.

**BIBLE LEARNING: MAIN IDEAS:**

**1. GOD IS THE SHEPHERD AND WE ARE HIS FLOCK**

Every one of us is important to God just like every sheep was important to the shepherd. When we are in trouble, God will help us. The shepherd loved his sheep just like God loves us. God is the shepherd and we are his sheep.

**2. GOD WILL ALWAYS LOOK FOR US**

When we lose something, we usually look for it. The shepherd lost one of his sheep and left his ninety nine sheep to look for the one sheep that was lost. Just like in the parable, God will always look for us.

**3. GOD WILL SEARCH FOR THE LOST ONE**

Once there was a shepherd who had one hundred sheep and loses one of them. He left the ninety nine sheep in the field to go find the lost sheep until he finds it. When he finds it he joyfully puts it on his shoulders and goes home. Then he calls his friends and neighbors together and say "Rejoice with me; I have found my lost sheep."

Jesus is the shepherd and you are the sheep. He wants you to be a part of his flock.

**BIBLE LEARNING: STRATEGIES AND ACTIVITIES:**

True or False:

\_\_\_\_\_ The shepherd had 100 sheep. (True)

\_\_\_\_\_ Two sheep were lost. (False)

\_\_\_\_\_ The shepherd left the sheep that were lost and continued on his way. (False)

\_\_\_\_\_ We are the lost sheep and Jesus is the shepherd. (True)

\_\_\_\_\_ A good shepherd does not give his life for the sheep. (False)

**Game: The Lost Sheep**

Played like hide and seek. Players divide into teams with one player from each team being the "Lost Sheep". All the "Lost Sheep" must hide together in the same place. At the go, teams look for their "Lost Sheep". Once found, the "Lost Sheep" switches with a player on his or her team. Play continues like this until all the players have had a chance being the "Lost Sheep".

**Game: Shepherd's Voice**

**Set Up:** Establish a wide obstacle course. Divide players into teams of two. Each team needs a blindfold\*. Designate one player from each team to begin as the shepherd, the other as the sheep. The sheep begins with the blindfold on. (\* 2"-3" wide elastic headbands make great blindfolds.)

**How To Play:** Teams line up at the start position. The shepherds walk. The sheep crawl. At the go the shepherds must call their sheep to follow them. The sheep must listen to the voice of his or her shepherd to go in the right direction. The shepherd cannot touch his or her sheep. Once the shepherd and sheep reach the opposite end of the course, players switch positions and head back to the start line. The first team to make it back to the start line wins.

**BIBLE APPLICATION:**

The sheep got lost because he wasn't following the shepherd. Do you know people who are not following God? What can you do to restore the lost sheep?

**LIFE RESPONSE:**

If you were the shepherd, would you go after that one sheep? How can we be more like the shepherd?

**MEMORY VERSE:**

John 10:14

I am the good shepherd. I know my sheep and my sheep know me.

**PRAYER:**

Father, thank you for loving us so much that you would search for us even if we are the only one that is lost. Lord, we are the sheep and you are the shepherd. Help us to put our trust in you so that you may find us.

Amen.

## **LESSON 19** **Call to Serve**

**LESSON THEME:** Work of the Holy Spirit

**AIM:** To teach the children that when God calls, He is calling to serve Him, and He gives us strength.

**BIBLE READING:** Acts 6: 1-9

**VALUES FOR LIFE:**

1. When God calls, you must answer.
2. We must use our talents to bring glory to God.
3. If we put our trust in God, He won't abandon us.

**INTRODUCTION:**

Pandita Ramabhai was a Hindu who was converted to a faith in Jesus Christ. God used Pandit to help the women and children who were affected by the famine in Maharashtra. The people suffered a lot for want of food and medicines. Pandit Ramabhai went to the famine hit areas and rescued many women and children by providing them with food and medicines. She relied totally on God so that she could help so many people in need. Today we will study about people like Ramabhai, who served others.

**BIBLE LEARNING: MAIN IDEAS:**

### **1. GOD USES ORDINARY PEOPLE TO DO EXTRAORDINARY THINGS**

The believers in the early church were ordinary people and they started out with one heart and mind. They shared with one another all that they had. Sometime later as the number of believers kept growing there was a quarrel among them about sharing the food among the widows. The apostles called together all the believers and said, "It is not right for us to neglect the preaching of God's word in order to handle finances." So they chose seven men among them who were known to be full of the Holy Spirit and wisdom, these seven men were chosen to help the needs of these women.

### **2. WE CAN SERVE OTHERS WITH OUR BLESSINGS**

When we live in this world, God wishes us to become rich both spiritually and financially. Have you ever used your talents to help other people? For example

if you know how to play the piano you can play at a hospital, or retirement center, or read a book or write a letter to someone lonely. Have you ever helped someone cross the street? If so, you have served the Lord in one way or another.

### **BIBLE LEARNING: STRATEGIES AND ACTIVITIES:**

Unscramble the following words:

ITAFH	VONTCRE	RSEEV	UHCCHR
NEIFMA	PULTSIARI	DSMWIO	SEOALPT

**Ways to Serve.** Help the children think about different ways they can serve God.

Gather a number of different items you can use to help the children think about ways they can serve God. Show the children one item at a time and ask them if the item reminds them of a way they can serve God. Examples include.

**Telephone** - Call a friend who was absent from school to see if they were o.k.

**Music CD** - Listen to music that would not be displeasing to God.

**Pillow** - Invite a friend to spend the night on Saturday and go to Sunday School and Church the next morning.

**Basketball** - Be a good sport and an encouragement to everyone while playing a game.

**Get well card** - Send a get well card to a grandparent, friend or other relative.

**Movie video** - Watch movies that would not be displeasing to God.

**Plate** - Set the table for dinner or help with other chores around the house.

**Candy Bar** - Share with others.

**Trash Can** - Don't be wasteful. Pick up litter.

**Book** - Study and learn.

**Banana** - Eat healthy and take care of yourself.

**BIBLE APPLICATION:**

Pandita Ramabhai used her faith in God to help the people in Maharashtra during the famine. If God calls you to serve him, what would you do? Name some ways you can serve him. How can we be more like Ramabhai today?

**LIFE RESPONSE:**

Are you willing to serve the Lord? What ways can you serve the Lord? When we serve we need the guidance and strength of the Holy Spirit.

**MEMORY VERSE:**

Mathew 25:45

The king will reply, "I tell you whenever you refuse to help one of these least important ones, you refuse to help me."

**PRAYER:**

Our Heavenly Father,

When you call us to serve you, help us to use our talents to glorify your name. Amen

**ANSWER KEY:**

FAITH	CONVERT	SERVE	CHURCH
FAMINE	SPIRITUAL	WISDOM	APOSTLE

## **LESSON 20** **Eternal Love**

**LESSON THEME:** Commitment to Jesus Christ

**AIM:** To teach the children that God loves the sinner, but hates sin. If we truly repent, our sins will be forgiven.

**BIBLE READING:** John 21:15-19; 18: 15-18, 25-26

### **VALUES FOR LIFE:**

1. God loves us even though we are all sinners.
2. We want to be loved by God despite our mistakes.
3. Just as God loves us, we must love one another.

### **INTRODUCTION:**

Once a sect of the residents of Calcutta hated the Mother of the Poor, Mother Teresa, because they thought that Mother Teresa, was converting Hindus to Christianity. Once the Mother went and asked for help from a conservative Hindu. He spat on Mother's hand's and said that was his contribution. Till her death Mother loved all the people in particular the residents of Calcutta with all her heart. The value of the services rendered by the Mother was recognized by them only very late.

We have to realize that God loves us no matter what we do and how much we sin. God's love is unconditional. But we must learn to love one another as well.

Today we will learn what Jesus did when Peter betrayed him.

### **BIBLE LEARNING: MAIN IDEAS:**

#### **1. PETER DENIES JESUS**

Simon Peter was the leader of the disciples. He was one among the most beloved disciples of Jesus. He had proclaimed that he would stand by Jesus, his mentor and friend, even to the point of giving up his own life (John 13:37). When the enemies of the Lord arrested him, Simon Peter and another disciple followed Jesus fearing whether these enemies would arrest him as well. The girls at the gate of the court yard of the High Priest's house asked Peter, "Aren't you also one of the disciples of Jesus?" "No, I don't know him" replied Peter. Peter went over and stood by the fire built by the servants. One of them asked, "Aren't you also one of the disciples of that man?" But Peter denied it, "No, I am not" A little



later another asked, “didn’t I see you with him in the garden? You are his disciple.” Peter denied it a third time and just then the rooster crowed.

## 2. PETER REPENTS

From the time Peter denied Jesus, he became extremely sad. With the crucifixion of Jesus, Peter went back to his old work of fishing. The Resurrected Lord Jesus appeared to Peter at the Lake Tiberias while he was fishing with seven others. Jesus asked the extremely sad Peter “Do you love me more than these others do?” and Peter replied “Yes Lord, you know that I love you”. Jesus asked Peter again, “do you love me?” Peter replied, “Yes, Lord. You know that I love you.” When Jesus asked the same question for a third time, Peter answered with a broken heart. “Lord you know everything; you know that I love you!” he replied, When Peter replied three times that he loved Jesus, Jesus invited him to do his work and reaffirmed his faith.

## 3. JESUS ACCEPTS OUR REPENTANCE

Even though Peter had denied Jesus, Jesus did not hate Peter. Friends, we often deny Jesus through our words and actions. Jesus who observes all these is never resentful or hateful towards us. Instead he loves us as he loved Peter. Despite our shortcomings and sins our Lord wishes to make us his disciples. Are you ready? Jesus is asking. “Little child, do you love me more than anything else? Are you ready to submit your whole life to me?”

### **BIBLE LEARNING: STRATEGIES AND ACTIVITIES:**

L	D	K	P	P	W	Z	N	M	I	O	N	B	A	Y	A	R	T	E	B	C
F	E	S	A	Q	Y	E	E	J	M	O	C	Q	O	P	R	J	I	O	U	X
X	T	L	D	F	B	B	E	P	I	R	V	C	N	B	M	K	G	E	W	Z
S	B	E	D	S	S	B	J	T	K	Y	J	R	T	C	V	L	P	D	L	F
G	H	E	B	M	A	A	C	C	B	M	V	R	Z	X	L	O	E	Y	O	O
I	S	R	T	J	F	E	Q	E	S	T	P	F	W	E	I	V	N	S	Y	L
M	E	H	Y	W	R	J	D	Y	D	C	S	D	S	B	H	E	B	E	W	L
E	A	T	R	R	S	D	W	F	H	G	Q	R	M	S	D	C	Z	P	J	O
P	J	S	U	O	H	U	K	G	N	Y	L	R	D	K	U	S	P	R	D	W
Z	M	S	C	N	X	B	L	A	M	B	V	R	W	S	S	I	R	W	S	P
Q	E	T	W	I	P	O	D	J	C	B	V	U	Z	N	P	E	E	N	M	X
R	W	S	Y	A	R	S	S	Y	E	A	T	S	T	U	C	A	R	E	M	C
H	D	U	G	I	F	R	W	D	P	P	G	E	G	U	W	U	D	G	E	Y
O	A	J	F	H	O	A	D	E	J	S	Y	R	J	A	O	R	S	J	A	S
D	R	Y	U	X	K	Y	E	X	T	P	W	X	K	F	E	E	D	F	P	W
P	S	F	A	R	F	H	M	L	A	D	K	F	A	D	L	H	L	Y	A	O
Y	E	P	O	J	S	H	A	K	E	G	S	E	R	V	E	S	P	A	H	R

LOVE  
SHEEP  
RESURRECTION

LAMB  
FOLLOW  
CARE

DENY  
FEED  
THREE

GLORIFY  
SERVE

### **Game: Righteous Vs. Wicked**

**Bible Point:** When you live a righteous life you grow towards God. When you live a wicked life you move away from God.

**Set Up:** The teacher stands at one end of the playing. Have the players line up at a start line at the opposite end of the playing area. Before play begins tell the players the teacher represents God.

**How To Play:** When teacher holds his or her thumbs up (represents righteous living) the players move by walking, running, skipping, etc. towards the teacher. When the teacher holds thumbs down (represents wickedness) the players must freeze. If the teacher sees a player(s) move when thumbs are down, that player(s) must return to the start line. Play continues until a player tags the teacher. The first player to tag the teacher takes the teacher's place in the next round of play. Play as long as time allows.

**Game: Repent** (Game can be adapted depending upon size of classroom or amount of space available)

**Set Up:** Designate a large playing area. Begin with one player, the opposing player, at one end of the playing area. (Represents the *wrong way*.) Have the other players lock arms and line up at the opposite side of the playing area, the starting line. (Represents the *right way*.)

**How To Play:** At the go, the players locking arms must walk quickly towards the other side of the playing field, the wrong way, until the teacher yells, "Repent!", at which time players unlock arms, turn around, and run back to the starting line before the opposing player can tag them. Any players which are tagged must go to the opposing side of the playing area to join the opposing side. Play continues like this until one player is left on the 'right' side of the field.

The opposing players may heckle the other players by saying, "Come on over to our side. You know this looks like fun." The opposing player(s) may not move forward to tag the other players until the word "Repent" is yelled out. During play the teacher may tease the players moving in the wrong direction and say, "You're going in the *wrooong* direction! God doesn't want you to go that way in life, but you are not listening to him. The wrong way can look like fun sometimes, but in the end it leads to your doom! You know you need to...*REPENT!*" (The tension rises for each child as they come closer and closer to the opposing side.)

**How To Win:** The last player left standing on the right side of the playing area is the winner. (You may decide to make it the last 2 players standing, 3 players,

etc.)

**After The Game Discussion:**

This is a fun way to remember what it means to repent. (Repent means to recognize you're moving in the wrong direction, turn around in the opposite direction and move in the right direction towards God's way.) But unlike our game which required you to be able to run the fastest to keep away from the wrong way, God has promised to give you the power and the strength to turn from the wrong way in life and to follow his way. Psalm 51:10 says, Create in me a clean heart, O God, and renew a steadfast spirit within me. When you are *steadfast*, you are *determined* or *committed* to the task. When you are God's child, he will give you the willpower to be steadfast when you ask him for help.

**Suggested Prayer:** Dear Jesus, thank you for cleansing me and forgiving me. Please keep me from going the wrong way in life, and give me the willpower and the strength to follow your way. Amen.

**BIBLE APPLICATION:**

We are forgiven by God's grace, because there is no deed we can do to obtain forgiveness. God loves us regardless of what we do, but he wants our undivided love and attention.

Do you think that there are people in this world that would love us no matter what we do? Do you think you can love someone regardless of their mistakes?

**LIFE RESPONSE:**

Everytime you choose to do bad instead of good, you are denying Jesus, but Jesus will always be there with open arms ready to accept you if you truly ask for forgiveness.

**MEMORY VERSE:**

1 John 3:1

How great is the love the Father has lavished on us, that we should be called children of God! And that is what we are! The reason the world does not know us is that it did not know him.

**PRAYER:**

Father, we thank you for loving us regardless of our sins. Help us to love one another and to forgive one another just as you love and forgive us.

In your name we pray, Amen.

**ANSWER KEY:**

										N								
									O									
								I										
	E						T						L				F	
	E					C							O		Y		O	
	R				E								V	N			L	
	H				R								E				L	
	T			R									D				O	
		U						G									W	
	S					L	A	M	B									
E					O													
R					R										C	A	R	E
				I					P									
		F						E										
	Y					E							F	E	E	D		
					H													
				S						S	E	R	V	E				

**Part V**  
**God's Work Among God's People**

**Lesson 21**  
**Preach the Gospel**

**LESSON THEME:** God's work in history

**AIM:** To study that God calls everyone of us to preach and be a witness of the Gospel.

**BIBLE READING:** : Acts 13: 1-5

**VALUES FOR LIFE:**

1. God works in history through His people
2. God calls each one of us to be His witness and preach the Gospel.
3. We should hear God's calling and submit ourselves to His work.

**INTRODUCTION:**

**Vision of Alexander Mar Thoma, our late Valia Metropolitan**

When our late Metropolitan Thirumeni, Alexander Mar Thoma, was asked to send application in order to get admission in a Theological college, he was not sure whether this was the path that God had chosen for him. He was asked to meet the then Metropolitan and so he went to the Aramana. When he went there the Metropolitan was not there and so he sat in the courtyard of the of the Aramana. Sitting there he had a vision, in that vision he saw the faces of his father and his uncle, both were Achen's in Mar Thoma Church. He heard them telling, "We have gone through his path of service and so, fear not". Thus the Metropolitan got the assurance that God is calling him to serve Him.

**BIBLE LEARNING: MAIN IDEAS**

Read Acts 13:1-5

1. Church was formed in different parts of the world.  
Before Jesus ascended into heaven, he commanded his disciples to go to all nations, preach the gospel, baptize people and make them the disciples of Jesus. The disciples went to different parts of the world and preached the gospel. Those who believed became members of the church.
2. The church in Antioch.  
Today's incident took place in the church at Antioch. There were prophets in the church. There were teachers in the church. Believers come regularly to worship. The other activities include fasting, praying, teaching and serving the needy. Some of the believers in the church at Antioch were Barnabas, Simon, Lucius,

Manaeus and Saul.

3. The Holy Spirit speaks to the believers in the church. While the believers were fasting, praying and serving, the Holy Spirit spoke to them. “Set apart for me Barnabas and Saul for the work to which I have called them.” God wanted Saul and Barnabas for a specific task. The church heard the call, obeyed the call and set them apart and sent them for that work to be carried out.

Even today, God calls people to work for Him. God wants people to listen to His call and serve Him. He calls us to do His Ministry.

**BIBLE LEARNING: STRATEGIES AND ACTIVITIES:**

**Directions:** Find the words, and use the remaining letters to figure out the puzzle below.

( ANTIOCH      BARNABAS      CHURCH      FASTING  
 HOLYSPIRIT      LUCIUS      MANAEUS      SAUL  
 SERVE      SIMON      WORSHIP )

## Why does God call people?

S F H P S R E S A T  
 A A C C H I E A I P  
 B S H N O R M R D I  
 A T L C V I I O W H  
 N I U E R P T I N S  
 R N A T S U N N E R  
 A G S Y S S H F A O  
 B O L R T H E C G W  
 O O M A N A E U S S  
 H P E L S U I C U L

-----  
 -----

## EVANGELISM TAG

### How To Play:

Choose one player to be IT. IT is the Christian and tags another player, proclaiming "Jesus loves you". The "new Christian" and the original "IT" lock arms and seek to tag another "new Christian", proclaiming "Jesus loves you". Play continues like this until all the players have been tagged.

### How To Win:

The last player to be tagged is the winner of the game.

\* Editor's note: The last player to be tagged is the winner of the game only to make the game more of a challenge. It is always better to come to Jesus early in life, rather than later. However, the concept of *the first shall be last and the last shall be first* could be applied here. AND later is better than never! ;o)

### **BIBLE APPLICATION:**

1. Write down the names of two or three people whom you know that God had called for the ministry.
2. Briefly narrate about one of the persons you named above.

### **LIFE RESPONSE:**

God calls people today also. In our prayers let us try to listen and know God's will.

1. Do you think God will call you?
2. What do you think you will do when God calls?

### **Let the class sing the chorus**

When he calls me I'll answer (2)  
I'll be working somewhere for my Lord  
I'll be working somewhere (3)  
I'll be working somewhere for my Lord.

### **MEMORY VERSE:**

Mathew 9:37

“ The harvest is plentiful but the workers are few.”

### **PRAYER:**

Lord Jesus, we thank you that you have called us to be a witness and preach the word of God. Help us to be faithful to your call. Amen.

**Lesson 22**  
**GOD LOVES**

**LESSON THEME:** Ecumenism- Wider Fellowship

**AIM:** To teach the children that it is not our goodness that makes God loves us but He loves us because we are His creation.


**BIBLE READING:** Luke 9:51-56

**VALUES FOR LIFE:**

1. We are God's creation and His children
2. God so loved the world that He sent his only son to this world.
3. God's love is unconditional.
4. If we love one another we will be called children of God.

**INTRODUCTION:**

Please look at the parcel and tell which one you like.





**FROM THE WORLD****Dr. Martin Luther King Jr.**

I have a dream....that one day the little black boys and black girls will be able to join hands with little white boys and white girls as brothers and sisters.

I have a dream.....that my four little children will one day live in a nation where they will not be judged by the color of their skin but by the content of their character.

These were the words of Dr. Martin Luther King Jr. He was born in Alabama on January 15, 1929. After graduating from college he became a minister. He lived at a time when racial discrimination was very high in United States of America. Dr. King was a great man and he became active in the movement of civil rights and equality. He participated in many peaceful demonstrations and followed the path of nonviolence. He won Nobel Peace Prize in 1964. Dr. King was assassinated in April 4, 1968.

**FROM GOD****BIBLE LEARNING: MAIN IDEAS:**

While Jesus was preparing for his last visit to Jerusalem, he asked two of his friends, “On my journey to Jerusalem, I wish to stop at Samaria. Please make arrangements for my visit”. The two friends went to Samaria as Jesus asked and told the people about the visit. Dear friends imagine if a dignitary like the Prime Minister or the President is coming to your neighborhood you will be extremely happy and will make arrangements for the visit with friends and relatives. Dear children imagine Jesus who loves you so much, is coming to your house. Wont’ you be extremely happy? But the people of Samaria were not happy or interested in receiving Jesus into their homes or their land.

When two of his disciples, James and John heard that the people of Samaria refused to receive Jesus, they got extremely angry. They asked Jesus to destroy the Samaritans with fire from heaven as Elijah had done before. Jesus rebuked his disciples, He was not angry with them for their thoughts or actions. Jesus did not wish any harm to the Samaritans. Moreover, He loved them.

**BIBLE LEARNING: STRATEGIES AND ACTIVITIES:**

Vocabulary Scrambled Word Game

Unscramble the following words. Use the circled letters to find the answer.

M A R A I A S

— — \* — \* — —

D C E L I S S I P

— \* — — — \* — —

A L V G I L E

\* — — — — \*

P L O E P E

— — \* — — \*

S E D T Y O R

— — — — — \* \*

( Draw A cartoon to suggest the answer )

A N V E H E

\_ \* \_ \_ \_ \*

R I F E

\_ \_ \_ \*

S E S J U

\_ \_ \_ \* \*

Answer

- - - - -

**Let us sing**

Love (4)  
 Good news in the world is Love  
 Love your neighbor as your brothers  
 Love, Love, Love.

**LOVE TOSS GAME**

**What you need:** A Bible, a ball or bean bag for tossing, paper and pencils for both teams.

**How To Play:**

Divide players into two teams. Have players write down things they love, and discuss with their teammates. Then have the players from each team discuss with their teammates, the different ways to *show* someone love, then write down their answers. Encourage them to come up with at least 15 or more ways to show love to their moms, dads, brothers, sisters, friends, teachers, pastors, etc. After a few minutes, have the two teams line up on opposite sides of the room and begin to toss the ball across to any player on the other team. When a player catches the ball, they must call out one of the ways to *show* love, or "love-calls", then throw the ball back to the other side, where a player on the opposing team must say a "love-call" back. You may not repeat any of the "love-calls". Have someone write the "love-calls" down for each team as you play. If a player can't think of a "love-call" s/he can say "pass" and toss the ball to the other team. Play as long as you wish, giving teams the same number of opportunities to make their love-tosses. ***The "love-calls" must be realistic and something the person has the ability to achieve.*** (When we played this with our 5th and 6th grade Sunday school class, one of the players said, "Buy a needy person a car!" Since the player couldn't actually buy a car, it wasn't counted as a legitimate "love-call".)

**How To Win:**

Tally up the "love-calls". The team with the most "love-calls" wins!

Since God loved us, we also ought to love one another. (1 John 4:11) In John 21:15-17, Jesus asks Peter if he truly loves him. Jesus wanted Peter, and us, to understand that to truly love God, we must show love to those around us. In the game Love-Toss, we don't hold on to the ball, we pass it on. In the same way, if we have Jesus living in us, we must pass on his love to those around us!

**BIBLE APPLICATION:**

1. Narrate one incident when you reacted the same way as someone meant evil to you.
2. Remember an occasion when you did good to someone who meant evil to you.

**LIFE RESPONSE:**

God loved us so much. His love is unconditional. It is not our merits that made Him to love us. Make a list of things you will do to respond to God's love.

**MEMORY VERSE:**

Mathew 5:44

But I tell you: Love your enemies and pray for those who persecute you.

**PRAYER:**

Dear Jesus, thank you that you love us that you don't want any evil to come upon us. Help us to love our enemies. Amen.

## **Lesson 23** **Last Supper**

**LESSON THEME:** Foundations of Faith

**AIM:** To understand that the last supper Jesus had with his disciples was the beginning of Holy Communion

**BIBLE READING:** Luke 22: 14-23

### **VALUES FOR LIFE:**

1. Passover had become a festival among Jews to remember how God had delivered them from Egypt.
2. Jesus gave a new meaning and interpretation to Passover
3. The reason for us to live is He lives.
4. The foundation of our faith is the new covenant that Jesus gave us.

### **INTRODUCTION:**

Story of Father Damien.

Damien was born in Belgium. His name was Joseph. His parents wanted him to be a professional in life. When he grew up, as a young man he joined the Sacred Hearts Mission in Hawaii. He became ordained as priest. In the island of Molokai, there was a leper settlement. Father Damien asked permission from his church to go to Molokai and serve the lepers. He lived among the lepers, cleansing their sores and bandaging their wounds. He built houses for them, so that the lepers could live in peace. He made their life more dignified. Living among the lepers and serving them, he caught leprosy. He died as a leper. The following are the words of Father Damien. "Blessed be the Good God. If the price of cure was that I must leave the island and give up my work; I am perfectly resigned to my lot. Do not feel sorry for me."

### **BIBLE LEARNING: MAIN IDEAS:**

#### **Passover Meal With Disciples**

Jesus celebrated Passover with his disciples on the day before his death. He took bread, gave thanks to God, broke it and gave it to them, saying "This is my body, given for you; do this in remembrance of me." Then Jesus took the cup, gave thanks to God and said, "Take this and share. Drink this all of you. This is my blood of the new covenant which is shed for many for the forgiveness of sins." (Luke 22: 19-20)

### **Jesus Died for Us**

What does it mean when Jesus said this is my body and my blood? Jesus came to this world and died as a sacrifice for our sins. Through his death his body was broken and his blood was poured out. Even though he was Son of God he lived amongst us. He lived for us, He died for us. This is what Jesus meant about his body and blood during the last supper. The church celebrates Holy Communion as Jesus asked us to do this in his memory.

### **BIBLE LEARNING: STRATEGIES AND ACTIVITIES:**

1. Arrange a graphic presentation of Holy Communion. (May use pictures, elements of communion, the sequence of events, the Order of Worship etc)
2. Arrange a small get together for the class.

Re-enact the Last Supper

Bring in crackers and grape juice and re-enact the Last Supper step by step as you explain to the class the significance of the body and blood of Christ.

### **BIBLE APPLICATION:**

What is the importance of Sunday Worship Service for Christians?

What do we proclaim by attending the worship service and Holy Communion?

### **LIFE RESPONSE:**

Every Sunday we celebrate the Holy Communion. By this sacrament we remember the death and the resurrection of Jesus.

### **MEMORY VERSE:**

Mark 14: 24

“ This is my blood of the covenant, which is poured out for many” he said to them.

### **PRAYER:**

Thank you Jesus that you gave your life for us. Help us to remember this and live for you. Amen.

**LESSON 24**  
**At The Garden of Gethsemane**

**LESSON THEME:** Hindrances to God's work

**AIM:** To understand the need for prayer and to lead a life according to God's will.

**BIBLE READING:** Mark 14:32-42

**VALUES FOR LIFE:**

1. We must pray earnestly before making any decisions.
2. We might have our own plan for our lives but we must learn to submit all our desires to God.
3. We must give importance to God's will and God's plan for our lives, even if it leads to extra work and pain.

**INTRODUCTION:**

Can you think of a time when you had to do something against your will? Maybe your parents told you to study when you did not want to? And you ended up knowing that it was the best thing to do. God in the same way knows what is best for you. He knows what is best for your future.

**BIBLE LEARNING: MAIN IDEAS:**

**1. JESUS PRAYS TO GOD**

Just before his death on the cross Jesus came to the garden of Gethsemane and wished to spend some time with his disciples. Jesus knew that he was going to be crucified. He took Peter, James and John with him to the garden and told them to spend some time in prayer. Then he went a little further on and started praying in great anguish.

**2. JESUS ENCOURAGES HIS DISCIPLES TO PRAY**


After some time when he came back to his disciples, he found them sleeping. He woke them up, and told them to sit and pray. Jesus went again to pray and he prayed, 'Father... everything is possible for you, take this cup from me. Yet not what I will but what you will.' (Mark 14:36b) Once again he came back to his disciples and saw them sleeping. He asked them to watch and pray so that they would not fall into temptation.

**BIBLE LEARNING: STRATEGIES AND ACTIVITIES:**

Circle the correct answers.

1. The disciples that Jesus took with him to pray.
  - a. James
  - b. John
  - c. Matthew
  - d. Judas
  
2. Jesus came to this garden to pray.
  - c. Egypt
  - d. Sudan
  - c. Gethsemane
  - d. Israel

Color the following picture:



- Another activity to focus more on Jesus praying is to make a template yourself by tracing a hand, folding the paper in half and cutting the hand out, leaving the side with the thumb left uncut. When you open it up you have praying hands (you could add a cross and glue it underneath the hands).
- Everyone likes a snack that reinforces the lesson. An option would be to make or have prepared praying pretzels (see recipe below) Or buy regular pretzels explaining the story behind them. Pretzels were first made by monks who gave them as rewards to children who had learned their prayers. The special twisted shape looks like the folded arms of a child praying. The word pretzel means reward. Discuss with the kids if they pray. What do they pray about? Is there anything that they don't talk to God about (because they can talk to God about anything). Should we keep praying if God doesn't answer our prayers? (yes!) Encourage the



kids to not always 'ask' for things but thank God for all they have, and to ask for forgiveness when they pray.

Praying Pretzels recipe

2 loaves (16oz) frozen whole wheat bread dough, thawed  
1 egg white  
1 tsp water  
Coarse salt, optional

Thaw dough in refrigerator overnight.

Roll into 24 balls (12 each loaf).

Roll into ropes and shape into pretzels by forming a knot and looping ends through.

Place 1 inch apart on well greased cookie sheet.

Let stand 20 minutes.

Combine egg whites with water and brush on pretzels.

Sprinkle with salt and bake at 350F for 20 minutes.

### **BIBLE APPLICATION:**

Jesus gave importance to the will of the Heavenly Father, even though it was very painful. Sometimes when we are faced with tough situations in life and when we feel like taking the easy way out, we should also give importance to the will of our Heavenly Father.

### **LIFE RESPONSE:**

Let us take time to pray before making decisions in life, like selecting friends and other matters.

Jesus prayed and obeyed the will of God, how can you relate this to your life? Do you trust in God's will or do you want to do things your way?

### **MEMORY VERSE:**

Mark 14:38a

Watch and pray so that you will not fall into temptation.

### **PRAYER:**

Dear God,

We thank you that you obeyed the will of the Father and died for us. Help us to follow your example and learn to abide in Him. In Jesus' name we pray, Amen.

## **Chapter 25**

### **The Boy who killed the Giant**

**LESSON THEME:** Response to Hindrances in God's Work

**AIM:** To learn that with God one can do wonders.

**BIBLE READING:** 1 Samuel 17:38-51

**VALUES FOR LIFE:**

1. God has a plan for each of us
2. Do not despair when faced with difficulties in life
3. We must submit our talents to God as he wishes

**INTRODUCTION:**

Imagine someone telling you that you are selected to play in an all-star basketball tournament tomorrow. Or that you are going to be the starting pitcher in the World-Series. How would you feel, knowing that you have to pitch in front of thousands of people watching you?

Today we will see a boy named David, who trusted God and stood up against Goliath, a warrior who has defeated entire nations.

**BIBLE LEARNING: MAIN IDEAS:**

**1. NEVER TOO YOUNG TO TRUST GOD.**

David was a shepherd boy. His brothers were in the army of King Saul. The Philistines and the Israelite armies took up position for battle facing each other. David was sent there by his father to give food for his brothers. As he was talking to his brothers he heard challenges of Goliath, the giant of the Philistines. The Israelites were in terror seeing Goliath. David was a young boy but he was not frightened. He had a desire to kill Goliath and bring victory to the Israelites, with the help of God. But when David told his brothers they were angry at him for taking such a foolish decision. David insisted on doing what he believed he could do with God's help.

**2. NEVER DOUBT GOD'S ABILITY TO ACT THROUGH YOU.**

David took out a stone from his bag and with a sling threw it at Goliath. It hit him on the forehead and Goliath fell face downwards on the ground. David took

Goliath's sword out of its sheath and cut off his head. Thus victory was won for the Israelites.

**BIBLE LEARNING: STRATEGIES AND ACTIVITIES:**

TRUE OR FALSE:

1. \_\_\_\_\_ Goliath was defeated by David with a bow and an arrow
2. \_\_\_\_\_ King Saul dressed David for the battle.
3. \_\_\_\_\_ David was a carpenter.
4. \_\_\_\_\_ David had on a coat of armor and a bronze helmet as he fought Goliath.

Answer the following questions:

1. Who was David?
2. Which army opposed the Israelites?
3. What did Goliath do when he saw David?
4. How did David defeat Goliath?

1. A giant named Goliath tormented God's people with threats of war. Goliath had challenged Saul's whole army. But all of the Israelites were too scared.

David was called by God to defeat the army's greatest enemy, Goliath. He knew he could defeat Goliath by trusting in God and relying on God's power.

**Let's make a shield to help overcome our fears!**

Here's how

**Materials:**

- crayons
- shield cut-out (provided below)
- glue stick
- scissors
- paper plate
- construction paper
- tape
- 

**Directions**

On the shield, draw something that you are afraid of. Cut the shield out and glue it onto the paper plate.

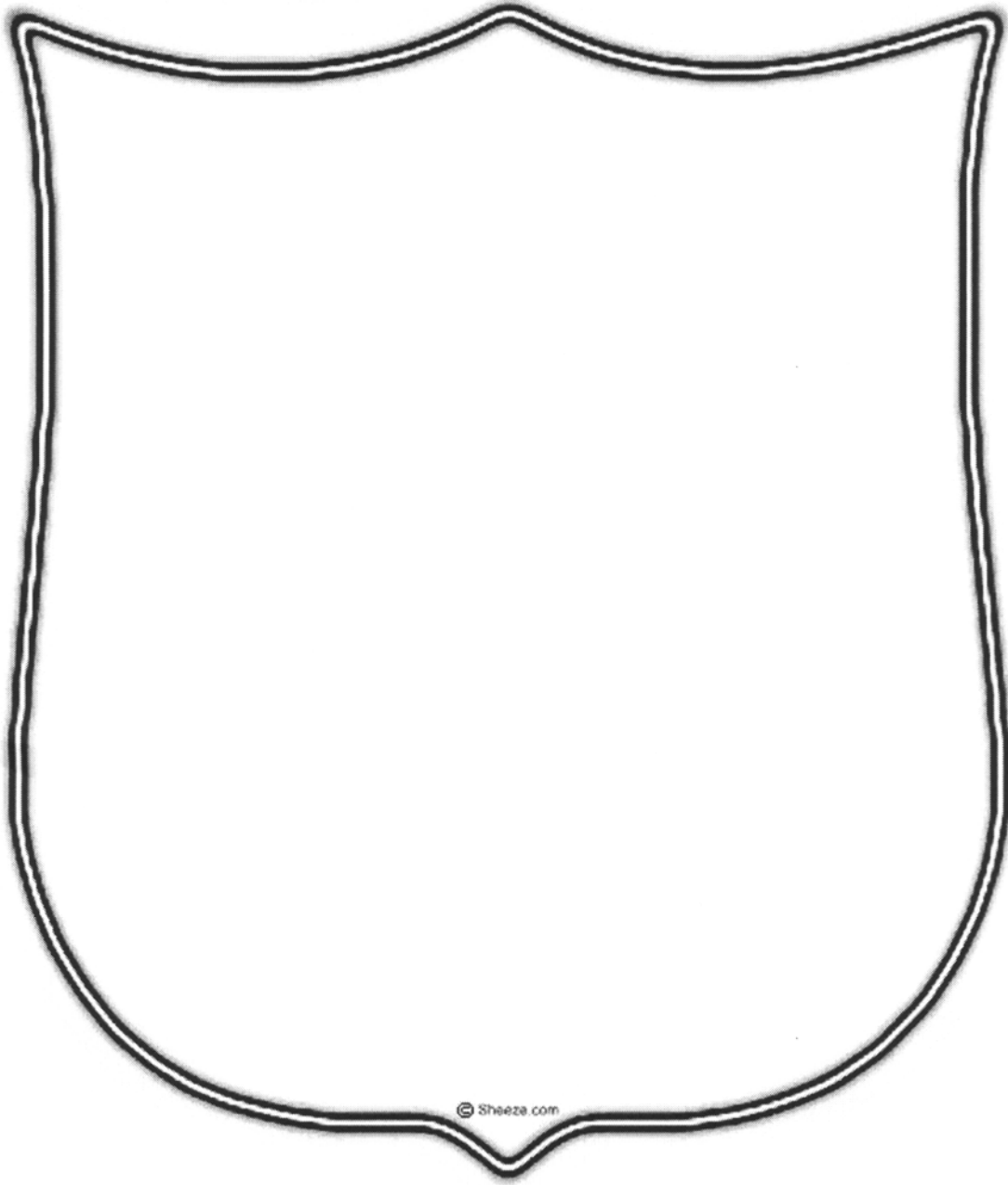
Below the shield write these words:

For the battle is the Lord's.

~1 Samuel 17:47

On the back of your plate, tape a 1"x 6" strip of construction paper as a trap for you to hold your shield.

Brought to you by Sheeze.com



© Sheeze.com

2. David had faith in God and was able to defeat Goliath. He took his shepherd's stick, a sling and five smooth stones to fight Goliath with. He put one of the stones into the sling and slung it. The stone hit Goliath in the forehead and killed him instantly.

**Let's make Stone Of Courage rocks!**

Here's How

**Materials**

- construction paper cut into stone shapes
- crayons
- scissors
- white glue
- cotton swabs
- (optional - glitter)

**Directions**

Decorate your stones with pictures and/or words that will encourage you (ie: smiley faces, stars, etc?)

Pick one of your favorite Stone of Courage rocks to keep for yourself to remind you that if you have faith in God, you are a winner too. Take the rest of your Stone of Courage rocks and give one to each friend that you share with the story of David and Goliath. Make sure to tell your friend that the Stone of Courage rock is to remind them that if they have faith in God, they are a winner too.

**BIBLE APPLICATION:**

David could do this not because of his might but because of the strength that God gave him. He had complete confidence on what he could achieve with God's help. We also can do great things with the help of God if we have complete trust in God.

**LIFE RESPONSE:**

If you see yourself in a similar situation, and feel that you are not able to handle the problem on your own, rest assured, when God is on your side, that nothing is impossible.

**MEMORY VERSE:**

Psalm 20:7

Some trust in chariots and some in horses, but we trust in the name of the Lord our God.

**PRAYER:**

Dear God,

We thank you that we can do wonders with your help. Help us to trust you and have faith in your strength like David.

In Jesus' name we pray, Amen

**Part VI**  
**Our Mission in God's World**

**Lesson 26**  
**The Need to Forgive**

**LESSON THEME:** Personal Values

**AIM:** The need to forgive others even when they hurt us

**BIBLE READING:** 1 Samuel 24

**VALUES FOR LIFE:**

1. We must learn to forgive those that hurt us
2. We can forgive others because God gives us the strength to forgive
3. All of us have been forgiven or redeemed by the blood of Jesus.
4. When we hurt others, we need to ask for forgiveness

**INTRODUCTION:**

We will look at an event that took place when Mahatma Gandhi was traveling on a train in South Africa. Once, when he was traveling in a compartment reserved for the Whites, Gandhi was kicked by a white man with his shoes. Gandhi asked this man if his leg was hurt as a result of kicking him. Mahatma Gandhi was able to forgive even his enemies.

Think of a time when you were really angry or someone made you sad. Did you want to hurt them or forgive them? Today we will learn about a young man who forgave his enemies.

**BIBLE LEARNING: MAIN IDEAS:**

**1. SAUL IS JEALOUS OF DAVID**

Saul was jealous of David because David won the battle against the Philistine, killing the giant Goliath. All the people loved and respected David more than Saul, the King. Saul was not happy with David and he started persecuting David. David ran away from Saul, when he found out that Saul had a plan to kill him. One day David was hiding in a wilderness near En Gedi. Saul went after him with 3000 soldiers to search for him. Saul went into a cave to rest.

**2. DAVID FORGIVES SAUL**



Inside the cave, David and his men were hiding. Saul did not know this, and when David's friends saw it was Saul lying in the cave, they told him to do whatever he wanted to do with his enemy Saul. David went near him and cut a piece of Saul's robe without his knowledge. David was unhappy and said to himself "I must not harm him in the least because he is the King chosen by the Lord" (1 Samuel 24:6). Saul got up and left the cave and went on his way. Soon David followed him and called Saul and said "why do you listen to people who say that – I'm trying to harm you, look at a piece of your robe I am holding. This should convince you that I have no thought of harming you." (1 Samuel 24:9)

### **3. SAUL ASKS DAVID FOR FORGIVENESS**

Saul was sad and he said to David that he was wrong in chasing him. Saul found out that David showed faithfulness and kindness to him. He wished that God would bless David for forgiving him.

## **BIBLE LEARNING: STRATEGIES AND ACTIVITIES:**

ANSWER THE FOLLOWING QUESTIONS.

1. Why did Saul try to kill David?
2. How many soldiers did Saul take with him to capture David?
3. What did David do to Saul who was asleep?

- Later, Saul brought 3,000 men to search for David near En Gedi. At one point, David and his men were hidden in the back of a cave. Saul entered the front of the cave. 1 Sam. 24:6

- **Act Out:** Act out this scene, having students imagine what the men thought and felt. At first they were scared of discovery. Then they thought this was David's chance to kill Saul. God had delivered him into their hand. Show how David was torn, but his respect for Saul as King kept him from harming him. He only took a piece of Saul's robe to prove his good intentions.

**BIBLE APPLICATION:**

Tim and Bobby were playing Basketball after school one day. Tim accidentally ran into Bobby as he was going to shoot the ball. Tim apologized, but Bobby did not want to hear it. Bobby was mad.

If you were Bobby what would you do?

**LIFE RESPONSE:**

Let us forgive others who do harm to us. Let us follow the example of David

**MEMORY VERSE:**

**Mathew 6:14**

“If you forgive others the wrongs they have done for you, your father in heaven will also forgive you”.

**PRAYER:**

Father, help us to forgive others when they do things that make us angry or sad. Help us to love each other and learn to forgive those that have sinned against us. Amen.

## **Lesson 27** **The Call of Nathaniel**

**LESSON THEME:** Outreach

**AIM:** To follow the Lord in faith and be his co-worker

**BIBLE READING:** John 1:43-51

**VALUES FOR LIFE:**

1. Jesus sees us and knows us
2. Jesus calls us for his service
3. We must understand his call and obey it
4. We must lead others to Jesus

**INTRODUCTION:**

Have you heard of the great missionary Sadhu Sunder Singh? He received the call from God through a vision. He wanted to know who the real God was. Then Sadhu Sunder Singh had a vision of Jesus. Thus he was able to understand the real God. He became a faithful witness of Christ till his death.

Today we will learn about two people who were called to follow Jesus. Philip was called first, and he told his friend Nathanael about Jesus. Do you tell others about Jesus? Are we excited to share the stories we learn about Jesus with our friends. It is important to share our love for Jesus with others.

**BIBLE LEARNING: MAIN IDEAS:**

**1. PHILIP IS CALLED BY JESUS**

During Jesus' public ministry, Jesus went to Galilee and found Philip. Jesus called Philip to follow him. Philip was from Bethsaida, the place where Andrew and Peter lived. Philip was so excited to know Jesus, he had to share his experience and Jesus with his friends.

**2. PHILIP TELLS NATHANIEL ABOUT JESUS**

Philip finds his friend Nathaniel, and told him that he found Jesus about whom Moses wrote in the book of the Law and about whom the Prophets also wrote. Philip also told him that Jesus is the son of Joseph from Nazareth. Nathaniel exclaimed and said that nothing good can come out of Nazareth. Philip told him to come and see Jesus.

**3. NATHANAEL MEETS JESUS**

Jesus saw Nathanael and He told him that he saw him sitting under a fig tree

even before Philip had talked to him. Jesus said that Nathaniel was a real Israelite, “in whom there is nothing false”. Immediately, Nathaniel proclaimed that Jesus is the son of God, the King of Israel. Nathaniel saw Jesus as the son of God and followed him thereafter.

### **BIBLE LEARNING: STRATEGIES AND ACTIVITIES:**

#### **A Conversation**

Jesus: Philip, I finally found you. I want you to come and follow me and be my disciple

Philip: Teacher, I will go back to my town of Bethsaida and call a friend of mine

Philip: Nathanael, I have finally found you.... “We have found the one Moses wrote about in the Law, and about whom the prophets also wrote – Jesus of Nazareth the son of Joseph.”

Nathanael: Nazareth? Can anything good come from there

Philip: Come back to Galilee with me and you shall meet Jesus

Jesus: Nathanael, behold I see a true Israelite, in whom there is nothing false.

Nathanael: How do you know me teacher?

Jesus: I saw you while you were still under the fig tree before Philip called you.

Nathanael: Rabbi, you are the Son of God, you are the King of Israel.

Jesus: You believe me because I told you about the fig tree, but I tell you that you shall see even greater things than that. I tell you the truth that you shall see heaven open and angels of God ascending and descending on the Son of Man

Answer the following questions:

1. Where did Jesus find Philip?
2. What did Nathanael say about Jesus?

3. Who told Nathanael about Jesus?

**BIBLE APPLICATION:**

Jesus noticed Nathaniel before Nathaniel knew he would be called. Jesus used Philip to call Nathanael. Will we share Jesus with our friends and family? Nathaniel didn't accept Jesus the first time Philip told him, but Philip pushed Nathanael to come and see Jesus for himself. Do we give up easily when we tell people about Jesus, or do we push ahead?

**LIFE RESPONSE:**

We need to respond to the call of Jesus. Once we respond and accept Jesus Christ as our personal savior, we need to tell others about Jesus, His love and His redeeming grace.

**MEMORY VERSE:**

**John 1:49**

Then Nathanael declared, "Rabbi, you are the Son of God; you are the King of Israel."

**PRAYER:**

Jesus we thank you, that you are the Son of God. We thank you that you call us. Help us to pay attention and listen to your call. Give us the courage to answer and share you with our friends and family. Amen

## **Lesson 28** **The Family of Noah**

**LESSON THEME:** Role of Family

**AIM:** Our family is meant to please God

**BIBLE READING:** Genesis 6:9-10, 22,

**VALUES FOR LIFE:**

1. God is pleased with those who do His will and keep His commandments.
2. God loves and watches over you and your family, like he looked after Noah and his family
3. God is loving and caring, but he can also get angry and punish those that are wicked

**INTRODUCTION:**

Titanic, the great ship, was traveling through the Atlantic Ocean. A great disaster occurred when the Titanic hit an iceberg on April 14<sup>th</sup>, 1912. Nearly 1600 people died. Just before the accident there was a message on the wire taps, "Iceberg on your route. Go back." The phone rang many times with this message but the chief engineer did not pick up the handle as he was very busy. If he had picked up the phone they would have got the message and the disaster could have been averted. In our lesson we see two sets of people one destroyed by God's wrath as they did not pay heed to God's voice and the other family which was blessed as they obeyed.

**BIBLE LEARNING: MAIN IDEAS:**

### **1. NOAH AND HIS FAMILY**

Noah had three sons: Shem, Ham and Japheth. Noah was a righteous man and was the only good man of his time. All the other people did evil in God's sight. Violence had spread everywhere. God looked at the world and found that it was evil. People were leading evil lives. God decided he would destroy every living being on earth except Noah since he was a righteous man.

### **2. NOAH IS GIVEN INSTRUCTIONS ABOUT THE FLOOD**

Since God wanted Noah to escape the flood, He asked Noah to build a boat, made out of good timbers, which will be 133 meters long, 22 meters wide and 13 meters high. God made a covenant with Noah. God said to Noah to get in the both with his whole family and also seven pairs of each kind of virtually clean animal, but only one pair of unclean animal. He was also asked to take seven pairs of each kind of bird.

**3. GOD SAVES NOAH AND THE ANIMALS**

Rain came down for 40 days and nights, and the floods came up. All the living beings except for those that were on the boat died. God was pleased with Noah and his family and they were considered as righteous. God loves those who love him. He looks after those that keep his commandments and their families.

**BIBLE LEARNING: STRATEGIES AND ACTIVITIES:****Word Find**

NPGGFOODBGPOPOQLLJLG  
 WODSFFQXWINDOWOLBDRQ  
 DIYALIFUWQDFWIHDRIDE  
 SRVRKURVYWQUJLANENOP  
 CYOERHCYORTSEDMVOUHG  
 NROC SOGEUGJWHDEAOVYG  
 PEKOIDSZKXIDADHKWCQL  
 CXPRQIOUYCJNNSRKHGKM  
 XVZRSPOOKWIIFAVACOEY  
 CTSUSKWEWMCVGUYOJHHT  
 XOTPORDUARXEIJMUSCGP  
 PJVTENJLHDEMEMXWTQOV  
 RCGUEHSHFIVHALCINAJE  
 EQOSZECITCDNPJPKAEMN  
 MLSMPNVEQEDFLOODIGNJ  
 HPWKFAHXMEHNGTGYGARL  
 YVDSEYOYQDAIPBIRDSTMO  
 YGKYUIRBXPLBABJYSNIR  
 MYAXVPGTHLMAWJNERBFD  
 BQLIVEMVMOOSKVBHVKJA

<b>ANIMALS</b>	<b>EVIL</b>	<b>GRIEVED</b>	<b>PITCH</b>
<b>ARK</b>	<b>FLOOD</b>	<b>HAM</b>	<b>SHEM</b>
<b>BIRDS</b>	<b>FOOD</b>	<b>JAPHETH</b>	<b>SORRY</b>
<b>COMFORT</b>	<b>GIANTS</b>	<b>LAMECH</b>	<b>WICKEDNESS</b>
<b>COMMANDED</b>	<b>GOD</b>	<b>LORD</b>	<b>WINDOW</b>
<b>GOPHERWOOD</b>	<b>DESTROY</b>	<b>CORRUPT</b>	<b>NOAHWIVES</b>

**BIBLE APPLICATION:**

It was hard for Noah to build a huge boat, without anybody else noticing. Do you think people made fun of his decision to build a large boat for all the animals and his family. Do you think his own family was making fun of his boat idea? Noah was patient and had faith that God would not lie to him and that God loved Noah and his family very much. He was patient, and knew that God had a plan. How many of you are patient with God?

**LIFE RESPONSE:**

Noah, was righteous because he had faith and believed in God. His righteousness saved him and his family. God loves you and your family, but you need to love God whole heartedly and listen to his word. God rewards those that listen and obey his commands.

**MEMORY VERSE:**

**1 Samuel 15:22 b**

To obey is better than sacrifice, and to heed is better than the fat of rams.

**PRAYER:**

Lord we praise you because you are a wise and powerful God. We are your creation and you want to keep us safe in this world from all evil and harm. Thank you for loving us, and forgiving us when we do wrong. We pray this in your precious and Holy name. Amen.



**Lesson 29**  
**The Widows Offering**

**LESSON THEME:** Life style – Self emptying

**AIM:** Why giving is important in Christian life

**BIBLE READING:** Luke 21:1-4

**VALUES FOR LIFE:**

1. We must trust God that he will provide for our every need, so we don't need to hold on to the things we have
2. We must love God to sacrifice the things we value so that we can rely on God
3. We must also give from what we have, and give happily

**INTRODUCTION:**

While Abraham Lincoln was the President of America, a poor woman expressed her desire to visit the President. Abraham Lincoln agreed. When she came, the President welcomed the woman and asked her what she wanted. "No, Mr. President. I don't want anything, nor do I, a poor woman, have anything substantial to give you. I have brought a sweet item for you." Abraham Lincoln replied, "You are the first person who visited me without expecting anything from me and with something that is pleasing to me. You will always have my respect and affection."

Today we learn about the poor widow who offered all she had to the Lord. She trusted God for her needs.


**BIBLE LEARNING: MAIN IDEAS:**

The Jews were instructed to give to the Temple and to the poor as part of their service to God. (So are we). One day Jesus sat at the Temple and watched people putting money into the offering boxes. Some people were rich and gave lots of money. Some gave money, but were unhappy about it. Then a poor woman, a widow, came up to the boxes.

The poor woman put two of the smallest coins in the offering box. The disciples with Jesus weren't very impressed, but Jesus said this woman has given more than any other today. How could that be? Jesus said it was because it was all she had.

How did the woman think she would buy dinner that night? She trusted God to provide for her. She obeyed God's command, knowing that He would fulfill His promise to care for her in return. We must trust God the same way. Mathew 6:33 says: "Seek first the kingdom of God and His righteousness and all these things (food, clothes, etc) will be added unto you."

**BIBLE LEARNING: STRATEGIES AND ACTIVITIES:**



4 ACROSS "So let each one give as he purposes in his heart, not grudgingly or of necessity; for God

loves a \_\_\_\_\_ giver." **2 CORINTHIANS 9:7**

5 DOWN "...Then He looked up and saw the \_\_\_\_\_ putting their gifts into the treasury." **LUKE 21:1**

3 DOWN "He saw also a certain \_\_\_\_\_ widow putting in two mites." **LUKE 21:2**

2 DOWN "So He said, 'Truly I say to you that this poor widow has put in \_\_\_\_\_ than all.'" **LUKE 21:3**

6 ACROSS "...for all these out of their \_\_\_\_\_ have put in offerings for God..." **LUKE 21:4 (Use King James Version)**

1 DOWN "...but she out of her poverty has put in all the \_\_\_\_\_ that she had." **LUKE 21:4**

**BIBLE APPLICATION:**

Why was Jesus so happy with the lady who put only two coins? What pleased Jesus the most?

Let's look at the story of a six year old Canadian boy, named Ryan was very upset when he heard the news of people in Africa dying because they did not have clean drinking water. Ryan decided to do extra jobs around the house to earn money to send to Africa. When others heard about this Canadian boy's efforts, they joined the cause. Ryan's first donation, to Uganda, Africa totaled \$2000, He did not stop there, but continued to collect money. Over a five year period, Ryan helped to raise \$750,000. This was enough money to build wells in seventy villages. Even today Ryan continues to speak out for the people of Africa. His contribution is great, like the widow. They both made valuable service through their sacrifices.

**LIFE RESPONSE:**

The amount we give to others does not matter but it's the attitude with which we give is the most important. Let us have the attitude of the poor widow or Ryan the six year old boy. God blesses the cheerful giver. Are you cheerful when you have to help someone?

**MEMORY VERSE:**

**2Corinthians 9:7b**

God loves a cheerful giver.

**PRAYER:**

Thank you God, for all the blessings that you have given us. Help us to share the things we treasure with those who are in need. Give us the faith to trust that you will take care of us every day. In your most precious name I pray.  
Amen

## **Lesson 30** **Barnabas**

**LESSON THEME:** Service

**AIM:** To dedicate oneself to God is an act of service

**BIBLE READING:** Act 4:32-37

### **VALUES FOR LIFE:**

1. We and everything we have are God's gift
2. We must help others
3. God wishes us to help those in need
4. Sharing with others is what pleases God

### **INTRODUCTION:**

Have you ever heard of a Land-Gift Movement which is similar to the Habitat for Humanity in the US. The Land-Gift Movement was led by the great Vinobha Bhave. Those who had excess of land donated land to this movement. This land was then distributed to the landless. Vinobha Bhave started this movement by donating many acres of his land for the landless. Through this movement, Vinobha Bhave is still remembered throughout India even after his death.

Today we will learn about a man that gave whole heartedly to the apostles so that they can continue to Spread God's word.

How many of us are willing to share with our brothers and sisters? What about in school with our friends? Do we share with our Sunday school class mates?

### **BIBLE LEARNING: MAIN IDEAS:**

#### **1. SHARING AMONG THE BELIEVERS**

In the early church the believers shared their possessions. They were of one mind and heart. None said that any of his belonging was his own. They all shared with one another what they had. The Apostles and the believers gave witness to the resurrection of the Lord Jesus. God blessed them all

#### **2. THE BELIEVERS WERE BLESSED**

Everyone was satisfied, and God blessed them all. No one in the group was in need. Those who owned fields or houses would sell them and bring the money to the 'Apostles'. The money was distributed to each one according to their needs.

### **3. BARNABAS THE BELIEVER**

There was a man called Joseph. He was a levite, born in Cyprus. Apostles called him Barnabas which means one who encourages. He owned a large field. He sold that field and handed it over to the Apostles to be distributed among others. He was happy to share his possession and God blessed him.

## **BIBLE LEARNING: STRATEGIES AND ACTIVITIES:**

Begin at Start and find your way to the end, and write down the sentence that is formed on the line below

Answer the following questions.

1. What did the early believers do to their possessions?
2. What does Barnabas mean?
3. How was the money distributed?

## **BIBLE APPLICATION:**

The recent tsunami disaster touched the hearts of many people in various parts of the world. They shared their resources (money, time, goods, etc)and helped the victims in need.

When we give, we should be happy about giving. Then God is pleased with us and when we give He will bless us.

Think of something you can give to others?

Does it have to involve money?

We should always be concerned about the people who are not as blessed as we are?

## **LIFE RESPONSE:**

When others are in need, we are called to help (ex. Tsunami disaster). Think of a time in school, where they had a can drive, or a coat drive. Do you contribute? Do you know why you should contribute? God has blessed us with many things. Make a list and see how many blessings you have that you had not thanked for.

**MEMORY VERSE:**

**Acts 4:32**

All the believers were one in heart and mind. No one claimed that any of his possessions was his own, but they shared everything they had

**PRAYER:**

Lord, give us the heart and wisdom to help those in need. We thank you for the many blessings you shower upon us, though we do not deserve it. Help us to share our resources with those less fortunate around us. Amen

### **Members of the Grade Three Curriculum Committee**

- 1. Rev. Raju Philip Zachariah, Youth Chaplain, Northeast Region**
- 2. Rev. Biju Cherian, Youth Chaplain**
- 3. Shibu Mathew, Convener, Epiphany Mar Thoma Church**
- 4. Mary Jacob Alex, (Convener-2004), St. Andrews Mar Thoma Church**
- 5. Anne Cherian, Epiphany Mar Thoma Church**
- 6. Jennifer Lukose, Epiphany Mar Thoma Church**
- 7. Trigy Thampy, St. Johns Mar Thoma Church**
- 8. Daniel Thomas, St. Thomas Mar Thoma Church**
- 9. Glen Thomas, Long Island Mar Thoma Church**
- 10. Thomas Varghese, St. Andrews Mar Thoma Church**
- 11. Lilly Varghese, Epiphany Mar Thoma Church**
- 12. M.C.Varghese, Epiphany Mar Thoma Church**
- 13. Regi Varghese, Epiphany Mar Thoma Church**