

Mar Thoma Sunday Schools

Diocese of North America & Europe



Curriculum

BEING GOD'S PEOPLE IN GOD'S WORLD

Grade One

(Samajam Curriculum - Primary Volume I)

Published By
Mar Thoma Sunday School Diocesan Council
2006



MAR THOMA SUNDAY SCHOOL DIOCESE OF NORTH AMERICA & EUROPE

Diocesan Bishop
Rt. Rev. Dr. Euyakim Mar Coorilos

Foreword

Dearly beloved in Christ,

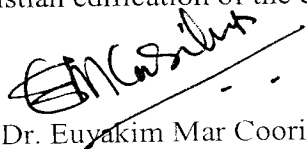
A new curriculum for our Sunday School has been a felt need in this Diocese. I am glad that the new curriculum is ready to be introduced in 2006. Here we are in the process of a transition from Cokesbury to the Mar Thoma Sunday School Samajam Curriculum. While retaining the essential elements and the frame work of the Samajam Curriculum, the lessons and stories are made more conducive to our situations and challenges. The overall theme is “Being God’s People in God’s World”

Summary of Work in Three Years: The work for the curriculum started in 2002 soon after the publication of the revised edition of the book, “The Mar Thoma Church: Our Foundation and Vision (CSS Publication, 2001) and the special issue of Messenger in January 2002 which explained the development of Sunday Schools in North America. The Diocesan Sunday School Council in 2002 entrusted the task of the new curriculum with Dr. T. M. Thomas, who had been active for the growth of the Sunday schools even from the beginning of the Diocese. (He was the first convener of the Sunday school committee formed at the Zonal Assembly of 1982, Philadelphia, presided by our late Suffragan Bishop Rt. Rev. Thomas Mar Athanasius). Preliminary discussions were held at the Family Conference of Dallas, 2002. A plan of action and the Curriculum Format were approved by the Council at a special meeting of Sunday school teachers and officers at Regional and Diocesan levels at the Family Conference in Florida, 2003. Five lessons of all twelve classes were completed by the time of the Family Conference in New York 2004. These five lessons (Part III) were taught in the Spring of 2005. Necessary modifications were made and the new curriculum was released in the Summer of 2005. It is now being used in all Sunday schools of North America (nearly fifty) Sept. 2005 to June 2006 academic year. While teaching these lessons improvements are being made and a new CD will be distributed by the summer 2006. The target date for the completion of printing as a book is summer 2007. Though there are thirty lessons in each class we select 25 for each year. In addition to it, there are five lessons from the book, “Mar Thoma Church: Our Foundation and Vision” for each class.

Unique Features of the New Curriculum: The manuscripts for the new curriculum were written by committees formed in all nine centers of our Diocese. All writers were expected to follow the same Format (Revised Format of 2004). Different from several other books, our curriculum includes a few values to be taught in each lesson. Today in most nations we can listen to the cry for values education, both secular and religious schools. Also, our curriculum includes two new items, one Bible Application (Bible Lesson for Our Times) and the other Life Response (Words for My Life). Here we can make the lesson appropriate for our times and relevant to the learner. Along with it there are the regular or usual items found in most lesson plans (aim, Bible reading, main ideas, memory verse etc.) There is a total of 14 items in all lessons.

I gratefully appreciate the hard work of the general convener of the New Curriculum, Dr. T. M. Thomas, Diocesan Sunday School secretaries, Mr. Thomas Koshy (2002-2005) and Mr. M. C. Varghese (2005-2008), Sunday School Council members, twelve committees each in charge of one book and others who helped for the creation of the new curriculum. Their names are mentioned in each book. Now it is our task to maximize the effectiveness of this curriculum. All Sunday School Superintendents and teachers are requested to follow the instructions of the convener in this regard.

In the name of the Father, Son and the Holy Spirit , I commend this new curriculum for the Christian edification of the children in the Mar Thoma Diocese of North America and Europe.



Rt.Rev.Dr. Euyakim Mar Coorilos
Diocesan Bishop

July 4, 2006



MAR THOMA SUNDAY SCHOOL DIOCESE OF NORTH AMERICA & EUROPE

We remember with immense joy the great advancements we have made for The Mar Thoma Sunday School over the past three decades. The Indian immigrant community remained diligent in passing on the Christian faith and sustaining the spiritual growth for the second generation. In August 2000, Sunday School published “Order of Worship with Prayers & Hymns” with transliterated and translated versions of our traditional liturgy to bring our children to a deeper understanding. In June of 2001, our Sunday School published a Book “The Mar Thoma Church: Our Foundation and Vision” to share the faith and practices of our church to the young generation. After experimenting with several American Sunday School Curriculums for our needs, the Sunday School Teachers and the office bearers prayerfully made a leap of faith to develop a North American Mar Thoma Sunday School Curriculum with allegiance to the Sunday School Samajam Curriculum.

The collective product of the Mar Thoma heritage and the American Educational system was a Sunday School Student Book for every school grade at the appropriate vocabulary level and clearly articulated lesson with Values for Life, Words for Bible Times, Words for Our Times, Words for My Life, and Bible Learning Strategies and Activities. The first edition was released along with the Sunday School Centenary Celebrations by the Mar Thoma Sunday School Samajam President, Rt. Rev. Dr. Isaac Mar Philoxenos, at the 2005 Mar Thoma Family Conference. The year of our Lord 2005 will be remembered for ever in the history of the North American Sunday School for developing the curriculum. The leadership of Dr. T. M. Thomas for our Sunday School remains available from the time our activities began in this country. Dr. Thomas served as an inspiring leader, traveling the full length and width of this continent to organize the curriculum committees and to structure the final version. We are greatly indebted to him for the full time ministry that we receive from him to make all our publications a grand success. Moreover, the curriculum committee members, the clergy, staff and the office bearers deserve great appreciation for persevering to produce the first version and the revision of the full curriculum in a couple of years.

We have crossed a major milestone in the production of the curriculum. The next phase should be to bring excellence in teaching. We, teachers, should cultivate a habit of continuous learning so that we can serve in this ministry better more effectively and efficiently in these changing times. Please read the “Notes to Teachers on Teaching”. It is unique for each stage as we have divided twelve classes into five units. They are: 1. Preschool classes (Nursery and KG), 2. Primary (Grades 1, 2 &3), 3. Upper Primary (Gr.4, 5&6), 4. Junior High (Gr. 7, 8&9), and 5. Senior High (Grades 10, 11 & 12). A teacher in one grade of a stage is expected to read the “Notes” in other classes also because it deals with different stages of growth. A group effort, in the regional level, is encouraged for conducting teacher development workshops with expert assistance from professionals in the region. If there are geographical limitations

as parish level workshop would be adequate. The “Teacher Manual” prepared by Samajam as booklet, was sent to all Sunday Schools last year. It is suitable for such workshops and seminars.

We, as secretaries of the current and the previous term, are greatly privileged and blessed to serve in Sunday School. It is a great joy to be the instruments of His Grace to participate in this blessed organization that continues to exhilarate techniques and technology to bring every child to Jesus. May the Lord Almighty continue to bless the challenges that we undertake in His Mighty Name.

Thomas Koshy
Secretary (2002-2005)

M.C.Varghese
Secretary (2005-2008)

July 5, 2006

Mar Thoma Sunday School
Diocese of North America & Europe

Notes to Teachers on Teaching of Primary Classes (Grades 1, 2 &3)

From the Play Stage, children move to School Stage at age 6 and remain in it for about six years until they reach adolescence. We shall divide this stage into two for our discussion (age 6-8 and 9-11) of primary school children. In several American Churches, Sunday school is over by 6th grade or about 12 years.

Characteristic Features of Children and Their Learning:

Erik Erikson has explained the psychosocial crisis faced during school age (6-12 years) by the term industry vs. inferiority. Children continue to be very active, but with greater understanding of the surrounding or environment. They want several types of activities using their body and mind. There is no effective learning just by listening, especially during this stage. Along with hearing, other senses must be made use of even more; they are the abilities to see and touch. A good teacher organizes several projects and activities related to the lesson so that children can use different senses. While they engage in activities these children use better vocabulary with many new words. Parents and teachers can facilitate learning by answering their questions and encouraging children to ask more questions.

Small Group Learning: Children at this stage, like to work and learn in groups because the need to belong is strong. They need appreciation and recognition. Schools can organize group activities and projects by which they learn lessons on cooperation and relating with others. Human beings are social beings. Hence they cooperate and compete with others either as groups or as individuals. When children work or function in groups they are socialized. Socialization is a great achievement of any society and in this process children learn society's norms and values. There is effective social interaction if the groups are small. So in modern schools efforts are made to keep classes small, about 20-25. Even when classes are big like 40-50, it is possible to carry on effective teaching by assigning work in groups. Japanese schools are good examples in this context. In Japan primary school classes are usually big with 40-45 children, but learning takes place in smaller groups while teacher moves around providing direction for group learning. Historically Sunday school classes are kept small where conversation style and asking questions must be at the core of teaching method, not lectures. Our Sunday school class size is suitable for this purpose.

Modeling: Another characteristic feature of the age group is imitation. I prefer the modern term modeling. In imitation we assume mere repeating of a behavior without much use of intelligence while in modeling there is greater use of thinking and deliberation. All people need models to follow at any age. We are always influenced by the behavior of people whom we admire. The tendency to find heroes or model is very strong during early childhood. A child should interact with adults whose lives are worthy to follow. Usually for children their teachers are heroes and they think that teachers do not go wrong.

Teachers must be a model to students. Also, they select and present good examples before children. Stories and examples of people can be made use of. Bible stories are rich with heroes worth following. Specific attitudes and values are inculcated through these stories. For Christians the greatest example is Jesus Christ, the embodiment of God's Love.

Sources: If teacher need more activities in these lower grades, we suggest the following sources: These are reproducible materials. 1. Bible Stories about Jesus Grades 1&2 puzzles, crafts and games, by Rainbow Publishers, P. O. Box 70130, Richmond, VA 23255 www.rainbowpublishers.com 2. Favorite Bible Stories Grades 1&2 paste, cut, color Rainbow publishers.

Acknowledgement: We shall conclude this NOTE by expressing our gratitude to God Almighty, for His guidance, and say "thank you" to all those who worked closely with me. They include: first, our Diocesan Bishop, Rt. Rev. Dr. Euyakim Mar Coorilos, who entrusted a great responsibility on me and gave necessary guidance; second, the two secretaries, Mr. Thomas Koshy (2002-2005) and Mr. M. C. Varghese (2005-2008) and other Diocesan Sunday School Council Members for their whole-hearted support; third, the Curriculum Committee Members who actually wrote the lessons in 12 classes following my directions (their names are listed at the end of each book) and last, but not least, all teachers and students for making use of this curriculum.

Dr. T. M. Thomas, General Convener
Diocesan Curriculum Committee

Lesson Format (Revised)

1. **Class:** There are 12 classes (Nursery, K .G, Grades 1-10)
2. **Title:** Refers to the title of the chapter or lesson.
3. **Lesson Topic:** Same as Title. It is used in the “ Table of contents” of each class.
4. **Lesson Theme:** Each lesson comes under one theme which is the same in all classes on any specific Sunday. (So introduce the theme at the Assembly.)
5. **Aim:** Purpose Of the lesson shall guide teachers for the lesson planning and presentation
6. **Bible Reading:** Each lesson is based on a specific Bible passage. Use New International Version, NIV.
7. **Values for Life:** A few values are taught through each lesson.
8. **Preparation:** Other terms are used: Introduction and Motivation.
9. **Bible Learning:** This is the body of the lesson. A few ideas are presented, one in each paragraph.
Main Ideas:
10. **Bible Learning: Strategies & activities:** The ‘how’ of teaching is covered here. The methods of teaching differ for each grade or age group.
11. **Bible Application or Bible Words for Our Times:** Lessons are related to the realities of our contemporary world.
12. **Life Response or Words for My Life:** The lesson leads to personal commitment or life decisions.
13. **Memory Verse:** NIV is used for most lessons.
14. **Prayer:** Conclude the class with prayers given at the end of each lesson or extempore prayer.

Dr.T.M.Thomas

Table of Contents

PART I – GOD'S WONDERFUL WORLD

- Lesson 1 – Light - God's Creation
- Lesson 2 – Aha!! Water
- Lesson 3 – Wonderful Creatures
- Lesson 4 – Jesus and Children
- Lesson 5 – Non-Living Objects

PART II – GOD'S WONDERFUL PEOPLE

- Lesson 6 – Home Sweet Home
- Lesson 7 – We are Equals Before God
- Lesson 8 – I am Your God
- Lesson 9 – Here Am I
- Lesson 10 – Church And I

PART III – GOD'S PURPOSE FOR GOD'S WORLD

- Lesson 11 – The God Who Reveals
- Lesson 12 – Jesus Honors Everyone
- Lesson 13 – Two Brothers
- Lesson 14 – The Forgiving Brother
- Lesson 15 – Talents - Gods Gift

PART IV – GOD WITH GOD'S WORLD AND GOD'S PEOPLE

- Lesson 16 – God's Call And Man's Response
- Lesson 17 – Rekindled Hope
- Lesson 18 – Nature A Cradle
- Lesson 19 – God's Vision During Tribulations
- Lesson 20 – Disobedience Forgiven

PART V – GOD'S WORK AMONG GOD'S PEOPLE

- Lesson 21 – Towards The Promised Land
- Lesson 22 – Jonah At Nineveh
- Lesson 23 – The Living God
- Lesson 24 – The Sad Young Man
- Lesson 25 – Peter In Prison

PART VI – OUR MISSION IN GOD'S WORLD

- Lesson 26 – Hannah's Prayer
- Lesson 27 – God Wells Samuel
- Lesson 28 – Jesus And His Family
- Lesson 29 – The Forgiving Esau
- Lesson 30 – Five Loaves And Two Fish

Part I

God's Wonderful World

Lesson 1

Light- God's Creation



Lesson Theme: God's Creation



Aim: To make children understand that God created the sun, moon and stars to give us light.



Bible Reading: Genesis 1: 14-19; Psalms 19:1-6



Values for Life

1. God created the sun, moon and stars.
2. The sun, moon and stars serve many purposes on the earth.
3. We should be thankful to God for creating these sources of light.
4. The sun, moon and stars give glory to God and remind us of His presence.



Introduction

Can you imagine what the world would look like without any light? What if there was not a sun when you woke up in the morning? What if there was no moon or stars in the night to guide you? How would you feel sitting around in darkness? Pretty scared, right? How would you know when it was the weekend or when it was time for a holiday? Now, suppose you had light in the room. Would you be afraid then?

We need light during the day and at night. Without it, we would not be able to see or do anything because everything would be too dark. We would not know what day or season it was. The lights help mark our time on the earth.

Think about some ways that sunlight is important for us. Have you ever looked at the moon at night? What kind of shapes does the moon have? (Discuss with the children and summarize to the class.)

The sun serves many purposes. The sunlight allows us to see during the day. The sun provides solar energy to the earth. This energy heats our houses, makes electricity, and operates our cars. The green plants prepare their food with the help of sunlight. The sun also keeps the earth warm.

Our Heavenly Father thinks of all of our needs. He did not want us to be lost in the dark so He created the sun to give us light during the day and the moon and the stars to provide light at night. We should be grateful to God for creating these lights in the sky. Can anyone think of another light that God provided so the world wouldn't be lost? (Help the children relate the creation of light to Jesus and how He provides light to those who are lost. Read John 14:6, "I am the way, the truth and the life.")



Bible Learning: Main Ideas

1. On the fourth day of creation, God created lights in the sky.
2. God created two great lights. The greater light governed the day. This light we call the sun. The lesser light governed the night. This light we call the moon. The lights helped the people mark the seasons, days and years.
3. God also created the stars and set them in the sky.
4. God saw what He made and said that it was good.
5. The sun and moon and stars give glory to God. They remind people of God's existence. They remind us of how great He is. When we look at the lights that God created, it helps us to remember to praise and worship Him.



Bible Learning: Strategies and Activities

Bible Learning: Keywords

Energy: uses of power


Solar energy: power produced from the sun

Govern: to exercise authority, to rule or to control

Creation: the act of God that brought the world into existence

1. Color the different sources of light in the picture.


We should be grateful to God for the gift of light.



2. Fill in the missing letters

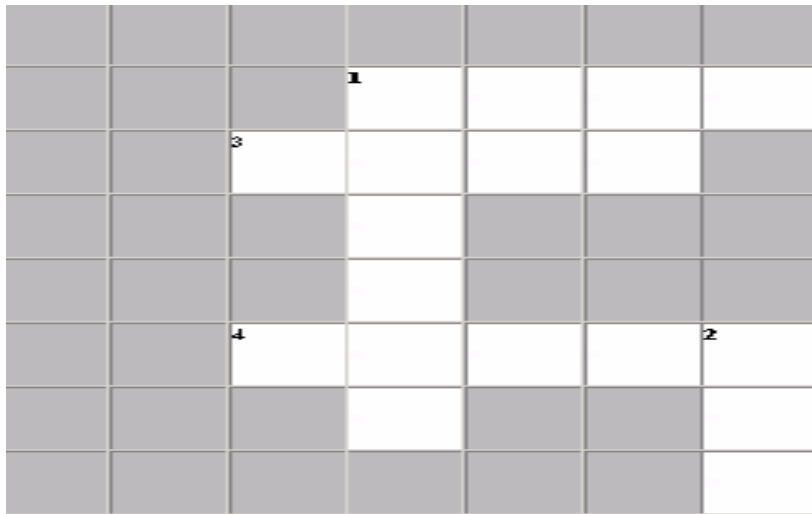
S _ n M _ _ n S t _ _ s

3. Draw in the picture.



God created the _____ and the _____
to light up the earth.

4. Complete the puzzle.



<u>DOWN</u>	<u>ACROSS</u>
1. On what day of creation did God create the lights?	1. What do plants use the sun for?
2. Which light did God create to rule the day?	3. Name the light that God created to rule the night
	4. God created these lights and set them in the sky.



Bible Words For Our Times



Rick Husband wanted to be an astronaut since he was about 4 years old. It would be a long time before that dream came true. In 1975, he graduated from Amarillo High School. Rick went on to college and majored in mechanical engineering. Rick applied for a job as an astronaut at NASA (National Aeronautics and Space Administration) three times. Each time he was turned down. Finally, Rick gave his dream over to God. At the right time, God opened the doors. In 1994, Rick got a job as a NASA astronaut. As a Christian, Rick truly appreciated the beautiful things he saw in space. He even said, "One of most enjoyable things about flying in space is getting to see God's creation from a different perspective." In 2003, Rick was chosen to be the commander of the Space Shuttle Columbia. Sadly, Rick and five other astronauts died when the Space Shuttle crashed. Rick is remembered as a humble man who loved the Lord.

Have you ever thought about what you wanted to do when you grow up? Like, Rick, how can you tell others about God in your dream job?



Life Response

The next time when you go outside, on a bright sunny day, how does the warm sun make you feel? Do you like to stand in the hot sun or the shade of a tree? Before you go to bed, look outside to see the stars and the moon. What shape is the moon that night? What other shapes of the moon have you seen? Do the stars make up any special design?

What do these lights remind you of? (teacher gives time to think and answer)
 These lights are the works of God's hands. The lights remind you of God's presence. When you are afraid or lonely, look at these lights and remember that God is with you always.



Memory Verse: Genesis 1:16

“So God made two great lights- the greater light to govern the day and the lesser light to govern the night. He also made the stars.”



Prayer

Dear Lord,

We thank and praise you for creating the sun, moon and stars, which give light and warmth to the world. Thank you Lord for providing for the things we need on this earth. Teach us, Lord to cherish these lights and to use them properly. Amen

Lesson 2 AHA!! Water



Lesson Theme: God's Earth



Aim: To help the children understand that God provides water for us and all living creatures



Bible Reading: Psalms 33:6-7; 65:9-13; 78:15-16



Values for Life

1. Water is one of God's special creations.
2. Water is important to keep us alive
3. Water is precious. We must not waste or pollute it.
4. Water is a gift from God. We should thank God for giving us water.



Introduction

Place a small glass of water in front of the children. Ask them to tell you what is in the glass and what it is used for. Discuss with them the different uses for water: drinking, cooking, washing, swimming, taking a bath, and farming.

Water is an important part of life. All living creatures need water. Fish and many other animals live in water. Plants need water to grow.

Our own bodies are made up mostly of water. Water refreshes us when we are thirsty. We need water in order to live.

Pure, fresh water is a gift from God. We should never waste water. Many people in the world do not have enough water. This can cause many problems, such as sickness or a lack of food. We should always give thanks to God for the water that He gives us.



Bible Learning: Main Ideas

1. In Genesis 21:14-19, we read a story about a mother and a son who are traveling in a desert. The mother's name is Hagar. The son's name is Ishmael. They finish all of the water that they have with them. Ishmael becomes very sick because there is no more water for him to drink. Hagar is afraid that he will die without water. She prays to God, and cries out to him with tears in her eyes. God hears her cries. He provides Hagar and Ishmael with a well of water.
2. In Exodus 15:22-25, we read another story about water. Moses and the Israelites are walking through the wilderness. They have been walking for days and are very thirsty and tired. They find some water, but it is very bitter. They cannot drink the water. Moses prays to God. God answers Moses' prayer with a special miracle. God makes the water clean and good enough to drink.
3. God knows our needs. He gives us rain. We get water from rivers and wells. We purify water and bring it in pipes for drinking. We should always remember that many people in the world do not have enough water to drink. They can get very sick without water.
4. Let's remember not to waste water. Water is God's gift to us. We should always take care of this special gift.



Bible Learning: Strategies and Activities

Key Words

Pollute – To make dirty or impure

Bitter – A drink or food item that has a bad taste

Desert – Land that gets very little rain and has few plants and animals

Purify – To make clean


1. Complete the following:

1. Name an ocean, river, lake or waterfall that you have visited or seen pictures of.
-

2. Circle the things that you use water for:

- a. Doing your homework
- b. Shopping
- c. Washing the dishes
- d. Coloring
- e. Farming
- f. Traveling
- g. Playing
- h. Fishing
- i. Bathing

3. Color in the picture of water:



3. Answer:

1. Who created water?

2. What is the name of the boy who cried in the desert for water (Genesis 16:15)?

3. What did Hagar do when her son became very sick?

4. What did God do when Moses prayed to Him?

4. Sink or Float Game:

Give each child a small object and ask them to guess if it will sink or float. Then have the children take turns dropping their objects into a clear bowl to see if they were correct in their guess. Explain to the kids how unique water is and how special God created it.



Bible Words for Our Times – Water Crisis in India



Water is a scarce resource in many countries today. India is one of those countries. There are many reasons why there is a water shortage in parts of India. Sometimes, weather changes affect the water. A lack of rain can cause a water shortage. Sometimes water is not drinkable because of pollution. Sometimes there is not enough water for everyone because people waste water. Often, people who have enough water will not share with those in need.

We must learn to be thankful and take good care of the water that God gives. We must also pray for those in need of water.



Life Response

Water is one of the many gifts that God gives us. What are some things we can do to take care of this special gift? How can we help those who do not have enough water?



Memory Verse - Psalm 78:15

He split the rocks in the desert and gave them water as abundant as the seas.



Prayer

Father, we thank you for the water that you give us. We thank you for using water to help us grow strong. We pray for those who do not have enough water. Please give them the water that they need. Please take care of those who are sick. Amen.

Lesson 3 Wonderful Creatures



Lesson Theme: God's Creatures



Aim: To make the children understand that God speaks to us through His creatures.



Bible Reading: Proverbs 30: 25-26, 6: 6-9



Values for Life

1. All living beings whether big or small are created by God for specific purposes.
2. The ant, the rock badger, the lizard, and the locust are small creatures that show great intelligence.
3. We should learn to be hard workers for the Lord, from these creatures.
4. These small creatures are a part of nature which God created, so it is our duty to protect them.



Introduction

Have you ever been to the zoo or the park, and seen different types of creatures? What creatures did you see? What were they like? What were they doing? Have you ever seen the way they play with other creatures, the way they rest, or the way they get their food? These creatures are included in God's creation plan. God's creation includes the biggest as well as the smallest creatures. Some have beautiful colors and shapes. We should never think any of these creatures as unimportant or not worthy, because God has a specific purpose for each and every one of them.



Bible Learning: Main Ideas

1. How many types of ants have you seen? Black ants, red ants, small ants with hurtful bites, ants that nest in leaves, some live in ant hills, and some even in our kitchen. The way ants live is so amazing and even strange. Even though they are very small ants are extremely hard working. If you ever noticed, during the summer ants get and store their food for the winter season ahead. They teach us not to be lazy, but to work hard for the Lord Proverbs 30:25.
2. A rock badger is another small creature that doesn't have great strength. But as it says in Proverbs 30:26, "they make their homes among the rocks." What does this teach us? The rock badgers build their homes on a firm foundation like the solid rock. The rock badgers depend on the rocks just as we should depend on God. So our lives will be built upon and around God, our firm foundation.
3. Lizards come in different colors and sizes. Since they are small they can go into every nook and cranny. They help human beings by getting rid of the small but harmful bugs. A lizard teaches us to show goodness to others by being good to ourselves and benefiting others. As Proverbs 30:28 says, "You can hold one in your hand, but you can find them in palaces."
4. The locusts have no leader but always move together as one, shown in Proverbs 30:27. They are also disciplined. They teach us no matter where we are we should grow in discipline and in harmony.
5. Besides these creatures, there are many more living things God created. For example, the honey bee (Judges 14: 8-9), butterflies, and the earth worm. The lessons that we can learn from these are also valuable. We should be grateful to God for the lessons we learn from them.



Bible Learning: Strategies and Activities

1. Name that Creature!

Color and name these creatures in the spaces provided.




a.



b.



c.



d.

Name these creatures:

a. _____ b. _____

c. _____ d. _____

2. Fill in the Blank

Based on Proverbs 30: 24-28, fill in the names of the following creatures.

- a) Locusts b) Ants c) Lizards d) Rock badgers

- 1) _____ gather food in the summer.
2) _____ makes its homes on rocks.
3) _____ move together in harmony.
4) _____ lives in King's palaces.

3. Answer the following

1. What do we learn from the ants?

2. The Locusts have no leader. How do they behave?

3. Where do the rock badgers make their homes?



Bible Words For Our Times



Have you ever been to a zoo? If so, what animals did you see? A zoo is a place where many different animals live. Some of the animals you will see at the zoo are snakes, monkeys, lions, and zebras. The many different shapes, colors, and sizes of the animals should remind us that God is a wonderful designer and knows how to make things beautiful. The next time you visit the zoo, remember to check out the animals and to praise God for filling the earth with beautiful animals!



Life Response

The next time you go outside, take a look at the insects you see. Look at the different creatures you can find and remember that God created all living creatures in this universe. Whether you like animals or not, remember that God created them and that we can learn a whole lot from them! Read the verses in the Bible that talk about animals and insects and see what you can learn!



Memory Verse: Proverbs 6:6

“Go to the ant, you sluggard; consider its ways and be wise!”



Prayer


Dear Lord,
We thank you for creatures big and small. Help us to be concerned for them and to learn lessons from them. Amen.

God Created All Things

Read about the creation of the universe in **Genesis 1–2:3** to fill in the blanks. Use the coded numbers to answer the riddle.

1. On the first day, God created day and **n** ₃ . (Ge 1:5)
2. On the second day, He created the **s** . (Ge 1:8)
3. On the third day, God created land and the **s** . (Ge 1:10)
4. He made the land produce **s** - plants. (Ge 1:11)
5. He created two lights. The greater light is to govern the **d** , and the lesser light is to govern the **n** . (Ge 1:16)
6. God made fish of the sea and **b** that fly. (Ge 1:20)
7. God made livestock and **w** animals. (Ge 1:25) Then, in His own image, He created **m** . (Ge 1:26)
8. On the seventh day, God **r** . (Ge 2:2)

When was baseball recorded in the Bible?



In the

“ ₁ ₂ ₃

”! ₂ ₄ ₄ ₂ ₄ ₃

Lesson 4 Jesus and Children



Lesson Theme: Human Beings: The Crown of Creation



Aim: To make the children understand that they are very special in God's eyes



Bible Reading: Matthew 19:13-15



Values for Life

1. Jesus loves and respects children.
2. Jesus is available to children.
3. Jesus accepts those that come to Him.
4. We should be grateful to God for this life.



Introduction

What are some of the things that God created? Today, we will learn about one of God's most special creations. God created human beings and among them children. Children are God's gift. He loves every single child no matter where they are from, what they look like, or whether they are boys or girls.



Bible Learning: Main Ideas

1. One person we know, Jesus Christ, was also once a little kid, just like you. In Nazareth, he grew up as a child with parents, played with other children and went with his parents to the Temple.
2. Children always played a special part in his teachings. He recognized their talents. Jesus once said that only people that humbled themselves and had the innocence and faith of children would inherit the Kingdom of God.
3. One of the most famous stories of Jesus and children happened when he was passing through Judea. Some mothers, who were there with their children, brought them to him so that he could bless them. The disciples thought Jesus would be tired and needed rest, so they tried to stop the children from coming to Jesus. But Jesus scolded them and let the children come to him. He blessed them all very lovingly.
4. Jesus loves all children and invites them to be on His side.



Bible Learning: Strategies and Activities

Key Words

Humbleness- to be modest and not boastful

Innocence- being like a child, not knowing the ways of the world

Inherit- money, property and other things that a person leaves to someone when they leave this earth

Kingdom of God- the world of all of Christ's followers

Scolding- to tell someone that what they are doing is wrong

1. **Jesus Loves You!**

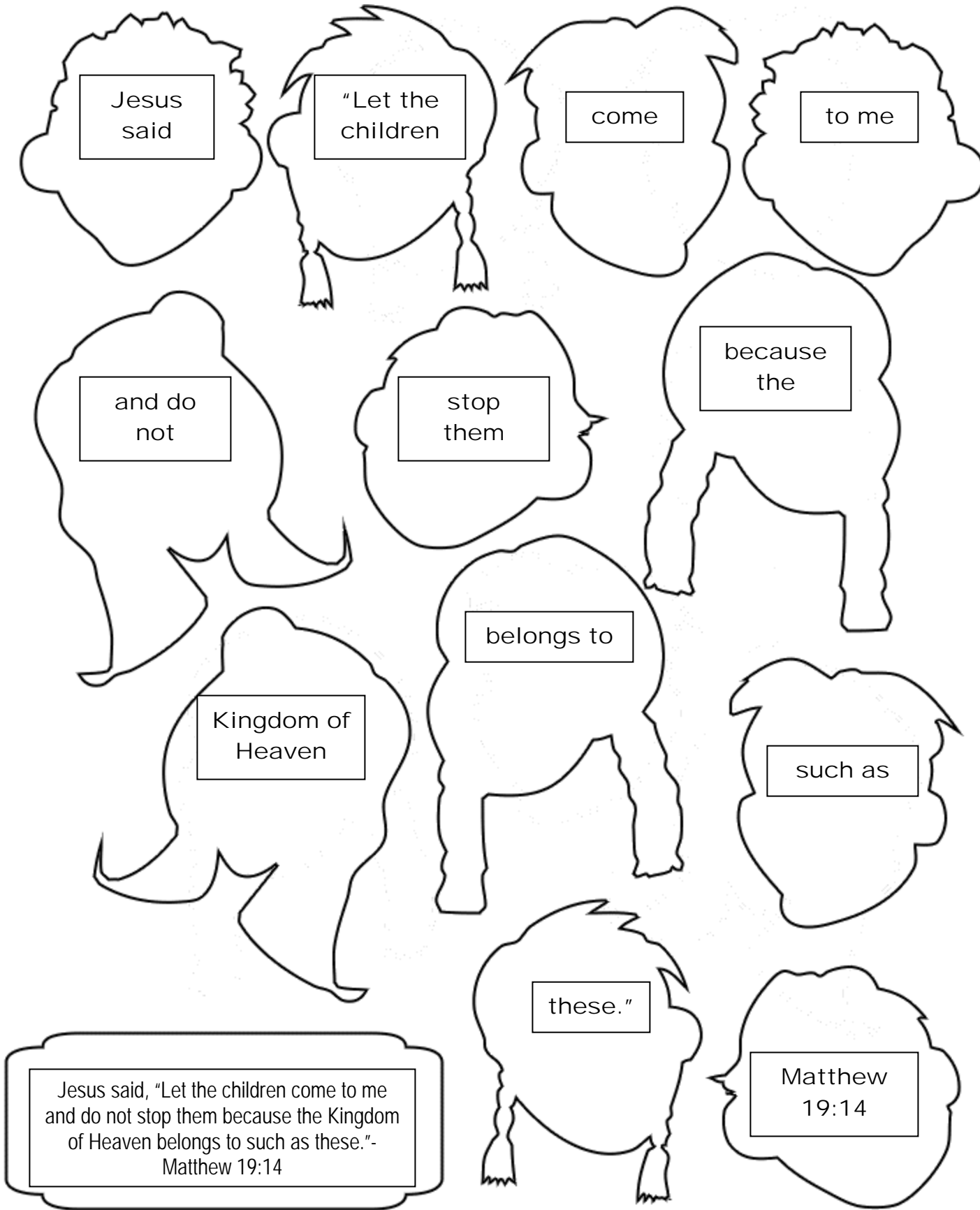
Jesus has a great love for all children. Color the picture to show Jesus' love for all children.

Jesus blesses the children.
Matthew 19:13-15



2. **Memory Verse Activity**

Color and cut out the shapes of children's faces from the next page. On a separate piece of construction paper, paste the shapes in the order of the words in the memory verse.



Jesus said, "Let the children come to me and do not stop them because the Kingdom of Heaven belongs to such as these."- Matthew 19:14



3. Let Us Sing

Jesus loves me this I know
For the Bible tells me so
Little ones to Him belong
They are weak but He is strong

Yes, Jesus loves me- (3)
The Bible tells me so

*** Other possible song**

Jesus loves the little children
All the children of the world
Red and yellow, black, and white
They are precious in his sight
Jesus loves the little children of the world

3. Answer the following:

1. Why did the mothers bring their children to Jesus?

2. Why did Jesus say we should become like little children?

3. Who tried to stop them?

4. Does Jesus love us? How do we know this?

5. What are the talents that God has given you?



Bible Words For Our Times



Mother Theresa was a woman who lived in India that helped the poor through every single way she could. She especially loved children, just like Jesus. One day, Mother Theresa went to a leader in India and asked for money to help the poor children of India. She held out one hand and the leader spit in it. She took that hand back and reached out with her other one and said that was for her and to give her money for the children. Her love was so great and she saw children as very important, important enough to allow someone to spit on her.



Life Response

Has anyone ever made you feel unimportant because you are a child? Do people not listen to you sometimes even when you have something to say because they think you are little? Sit and think about how wonderful it would be if everyone thought you were important. Now remember that Jesus thinks you are one of the most important people in the world all the time. Next time you don't feel special, think about Jesus' love for children and especially for you.



Memory Verse: Matthew 19:14

“Jesus said, ‘ Let the children come to me and do not stop them, because the Kingdom of Heaven belongs to such as these.’”



Prayer

Thank you Lord for loving us, cherishing us and giving us your blessings. Thank you for always being there and accepting us. Help us obey you and tell others about your love. Amen.

Lesson 5 Non-living Objects



Lesson Theme: Science and Faith



Aim: To help students understand that the world that we live in today is made special by the living things and the non-living things put together.



Bible Reading: 1Kings 6:1-22 ; John 9: 1-7 ;
Genesis 6: 13-16



Values for Life:

1. Living things and non-living things were both created by God and they are both equally important.
2. Jesus used the lifeless mud and water (Siloam Pool) to heal the blind man.
3. We should thank God for the non-living objects too.



Introduction:

Look at the world around us. What do you see? There are both living and non-living objects all around us. What is more important, the living beings or the non-living things? Is one more important than the other one? God made both living and non-living things. Because of that, they are both equally important. Think about the things we do every day. If there were no non-living things, we would not be able to live our daily life.



Bible Learning: Main Ideas

1. In 1 Kings, we see King Solomon using stone, wood, gold and other non-living materials to build the Jerusalem Temple.
2. In Genesis, we see Noah using timber and other non-living materials to build the Ark.
3. In John, we see an example of Jesus using non-living materials. When Jesus saw a blind man, He spat on the ground, made mud out of the spittle, and rubbed the mud on the blind man's eyes. He then told the blind man to go and wash his eyes in the Pool of Siloam. The blind man listened to Jesus and was healed. Here, Jesus uses non-living things to heal someone.
4. We should thank God for the living and non-living objects of this world. They help us in many ways.



Bible Learning: Strategies and Activities

Keywords:

non-living – something without life

lifeless objects – objects without life

1. **Draw a picture of your house. Make a list of the living and non-living things in your drawing. Are they all useful?**

Living things

Non-living things

2. Complete the following.

- a) L i _ _ n g things b) N _ n - l _ v _ n g things c) N _ _ h's A _ k
 d) K _ n g S _ l _ m _ n

3. Unscramble the tiles to figure out the message.

G O D . A N D N G T H I N - L N G M A
 I V I H L I V I B O T D E N G S N O

4. Let us Answer.

- 1) Who did God ask to build the Ark?

- 2) What did Jesus use to heal the blind man?

- 3) Which king build the Jerusalem Temple?

- 4) Which is important to us, the living things, the non-living things, or both?

- 5) True or False. Since God made both living things and non-living things, we should be thankful for them.
-



Bible Words for Our Times:

When we get hurt, sometimes we need to go to the hospital. There are smart doctors and nurses there to help us. When we get better, we thank the doctors and the nurses. However, we forget to thank some of the other things that helped us get better. The doctor gave us medicine to help us. He used a thermometer to take our temperature. When we break our leg, a cast helps the bones stay together. All of these materials are the non-living things that help us in a hospital. Next time we go, we should be thankful that God created those things to help us also.



Life Response:

Look around where you are sitting. What are some of the things around you? Are those things living or non-living? Which of those things help you in any way? Think of a regular day. What do you do from the time you wake up to the time you sleep? Do you use both living and non-living things? Make a list of those things. Why are they helpful?



Memory Verse: Psalms 8:1 (a)

O Lord, our Lord, your greatness is seen in all the world! Your praise reaches up to the heavens.



Prayer:

Thank you, Lord, for giving us both living and non-living things. Both of those things put together make this world a special place. Help us to be thankful to you for our homes, our cars, and everything else that we have. Thank you for giving us so many helpful things. Amen.

Part II

God's Wonderful People

Lesson 6

Home Sweet Home




Lesson Theme: The Family



Aim: As God's children, we need to understand that the 'Family' is God's blessing and that we should be grateful to God for it.




Bible Reading: Exodus 2: 1-10 (Exodus 1: 13-22)



Values for Life:

- 1. The members in a family should love and accept one another.**
- 2. A family should bring their needs to God, in prayer.**
- 3. God will provide for us and protect us just as he did for the baby Moses.**



Introduction:


What makes a family?

What makes your home special?

Who, along with God, loves you and cares for you more than anyone in this world?


Today's Bible lesson is the story of Moses. Moses being rescued from the river shows us that God is always watching over us. God knew the plans He had for Moses even then, just like God knows the plans He has for us. Moses' family prayed and depended on God. They also cared for and accepted one another. God has great plans for you and your family too! God knows what is best for us

and we need to keep trusting God and loving our family. The family that prays together, stays together.



Bible Learning: Main Ideas

1. The birth of Moses happened during the rule of Pharaoh—a cruel Egyptian King. He disliked the Hebrew people so he commanded that every male child of the Hebrews should be thrown into the Nile River. Moses' father Amram, mother Jochebed, brother Aaron, and sister Miriam loved him very much. They raised baby Moses and hid him for three months away from the King's people.
2. The King's soldiers were always spying on all the houses. The entire family prayed for the baby's safety. They brought a basket made of reeds and made it watertight by applying tar. Then they placed the baby in it and put the basket in the tall grass at the edge of the river. Miriam stood at a distance and watched over the baby, praying for its safety.
3. The Pharaoh's daughter came to the river with her maids to bathe. She saw the basket and asked her maids to fetch it. The princess was surprised to see a baby in it. She had compassion on him even though she knew that it was a Hebrew child.
4. Miriam rushed to the scene and asked the princess if she should bring a Hebrew woman to take care of the child. The princess agreed and Miriam called her mother Jochebed and took her to the princess. The princess allowed Jochebed to take care of the baby and the princess named the child Moses, saying, "I have pulled this child out of the water."



Bible Learning: Strategies and Activities

Key Words

1. Reeds: stalks of plants used to make baskets
2. Pharaoh: the name for ancient Egyptian kings

I. Color the picture below:**Baby Moses**

Exodus 2:1-10

Color by Number

A wicked king wanted to kill all the baby boys born to God's people. To protect Baby Moses, his family hid him in a basket boat on the river. Moses' sister, Miriam, hid in the weeds near the river to be sure Moses was safe. God helped a kind princess find Moses' basket bed and she made sure he was not killed. Moses became her adopted son. God is a great God who loves and cares for His people. He loves and cares for you.

Follow the directions to color the picture of Baby Moses, Miriam and the kind princess.



II. Family Roles

Each member in your family is unique and special. You may depend on them a great deal for the little things in life such as needing someone to tie your shoes, help you with your homework, play a game, or make you dinner. There may be someone in your family who is a great listener, storyteller, or teacher. Each person, whether it is your mom, dad, sister, brother, aunt, uncle, or cousin, has something to offer. Below, list the roles that your family members play in your life.

Mother

Father

Brother or Sister

Relatives

III. LET US ANSWER


1. Who was the ruler during the time of Moses' birth?

2. Where was Moses from?

3. Why did Moses' parents hide him?


4. Where did Moses' family place him?

5. Who was responsible for raising Moses?




Bible Words for Our Times


Families aren't always made up of a mother, father, and brother or sister. All over the world there are different kinds of families. Some children live with their grandparents while others may live with a foster parent or aunt or uncle. No matter who you live with, every family is special. Do you know that you are also part of the church family? You play an important role with the family you live with and in your church. Around the world, families share different customs and traditions. What kind of traditions does your family or church family celebrate?



Life Response




What is the best thing about your house? Is it your toys and video games or is it the people in inside who make it warm and inviting? The presence of loving parents, brothers, and sisters make our home a happy place to be. Spending time with your family is an important Christian value, whether it is eating together as a family or sitting down at night for family prayer. What kind of activities do you share with your family? What kinds of things can you do to show your family you love them? How can you be a better son/daughter or brother/sister?



Memory Verse :

She named him Moses, saying, “I drew him out of the water.” Ex 2:10b



Prayer

Dear God, our loving and caring father, we thank you for our loving parents, brothers, sisters, and neighbors. Remind us to always be thankful to others and help us to be good role models in our families. Strengthen our families and all the families in the world and continue to teach us to love others just as you loved us. In Jesus' name, Amen.

Lesson 7

We Are Equals Before God



Lesson Theme: Equality



Aim: To understand that boys and girls are equal before God



Bible Reading: Gen. 1:26,27, Luke.13: 10-13, Matt. 8:5-13

Values for Life

1. Everyone is equal before God.
2. We should treat others with love and respect.
3. God wants us to care for his other creations in this world.



Introduction

Have you ever been treated differently from others in your class because you are different?

Do you feel hurt when someone gets more attention than you do?

How can we treat others the same way?



Bible Learning: Main Ideas

1. God created Adam and Eve. He gave them power over fish, the birds, and all the animals in the world. God made man as the master of all his other creations. Do you know the reason why we are all equal before God? It is because God made us in his own image. God does not show any preference between black and white, male and female, rich or poor. God loves each one of us equally.

2. Once during Sabbath, Jesus was teaching in the synagogue. He saw a woman who was sick for eighteen years. Jesus felt compassion for her and said “Woman, you are free from your sickness.” He then placed his hands on her head and healed her. The woman thanked Jesus and praised God.
3. Jesus also healed the servant boy of a Roman Centurion. The servant boy couldn’t get up nor do any thing because of his sickness.
4. A lot of men and women served Jesus. They include Martha, Mary, Lazarus, Simon and many others. Jesus treated everyone around him with love and kindness. He was fair and did not show any preference to anybody.
5. As Christians we should treat each other with love and respect. God wants us to help people who need our assistance. We should reach out to those who are sick and needy. Jesus teaches us that all of us are equal before God and it is our duty to help others.



Bible Learning: Strategies and Activities

Key Words

Centurion is the commander of a group of hundred soldiers in the Roman army.

Equality means having the same rights without showing any difference between male or female, rich or poor etc.

Synagogue is a building where Jewish people hold their worship

1. A Good Helper!

Do you know that when people get old they are unable to do a lot of things? Older people need help to pick little things from the floor, or carry grocery to their homes. What things can you do to help older people? Draw a picture that shows what you would do to make them happy and write a sentence describing the picture.

I helped-----by-----.

Answer the questions:

1. In whose likeness did God create us?

2. Whose servant boy did Jesus heal?

3. For how many years did the woman suffer from her sickness?

Treasure Hunt (Game)

Materials

1 game board per team
1 set of question cards
Per team

1 dice per team
1 pawn per player

Object of the Game

- To reach the treasure chest first

Instructions

1. Each player puts his or her pawn on Start, and rolls the dice. The player with highest number goes first.
2. The next player draws a card from the stack and reads it aloud and player 1 answers the question.
3. If the answer is correct, player 1 rolls the dice and moves his or her pawn ahead the number of spaces indicated on the dice. If the question is answered incorrectly, the player may not move.
4. The second player then takes his/her turn.
5. The player, who reaches the treasure chest first, wins the game.

Number of players

2-3 per game board

Treasure Hunt**Question Cards**

Ask your teacher to cut out the question cards on the dotted lines.

Who created life on Earth? Answer: God	Whose servant boy did Jesus heal? Answer: Roman Centurion
Who said these words? "Woman You are free from your illness." Answer: Jesus	How do you spell Jesus? Answer: Jesus
Name any 2 people who served Jesus? Answer: Martha , Maria, Lazarus, Simon	Name the first two people God created? Answer: Adam and Eve
Where do you find the story of Adam and Eve in the Bible? Answer: Genesis	What is the moral of this story? Answer: We are equal before God.
How do you spell Bible? Answer: Bible	For how many years did the woman suffer from her illness? Answer: 18 years
Where do the Jewish people go to worship? Answer: Synagogue	Who healed the sick woman? Answer: Jesus
How do you spell Adam? Answer: Adam	How do you spell Eve? Answer: Eve



Bible Words For Our Times



Florence Nightingale was born in a rich family. One day she heard a voice from God. Florence believed that God wanted her to use her life to help others. She became a nurse and cared for hundreds of wounded soldiers during the Crimean war in 1857. Florence treated all wounded soldiers equally, both friends and enemies. Everyone called her the “lady with the lamp” because she would take a lamp and go from bed to bed checking on her patients. She started a nursing school and trained people to take care of sick people with love and compassion. What are some ways we could help the different types of people around us?



Life Response

Like Jesus, we need to treat others with respect, love and compassion. We can help people in many ways, especially at school and home. God has blessed us with the ability to serve him. Can you think about two things you could do to help someone at school who is different from you?



Memory Verse

Genesis 1:27(b)

So God created man in his own image,
in the image of God created him;
male and female he created them.



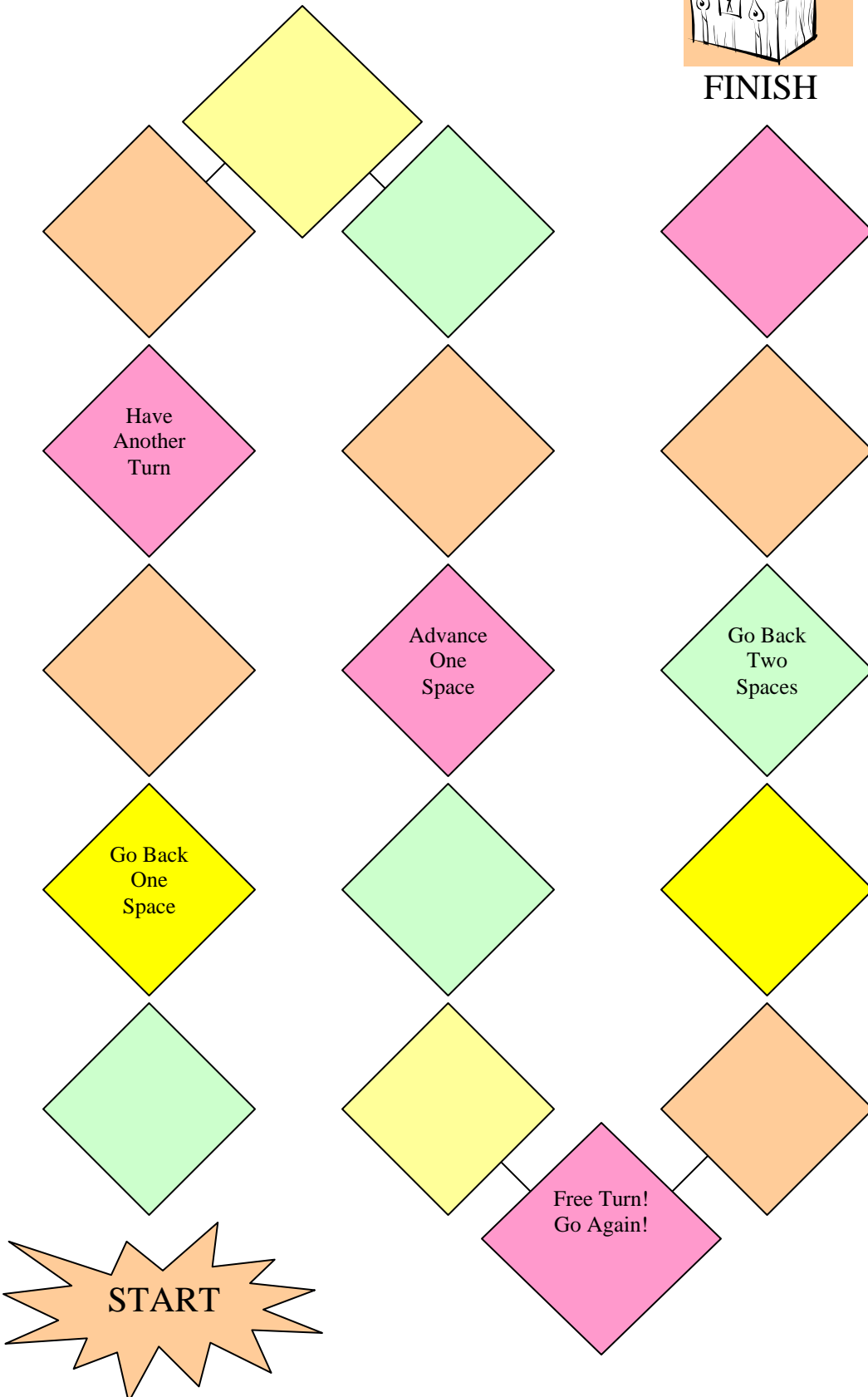
Prayer

Dear Lord! We know that we are special in your heart. Guide us to do your work in this world. Create a loving and caring heart in us. Help us to do the right thing. Help us God, to treat everyone fairly like you do. Amen.

Treasure Hunt



FINISH



Lesson 8

I Am Your God



Lesson Theme: God's Revelation in History



Aim: To understand how God reveals himself through different means.



Bible Reading: Exodus 3:1-10

Values for Life:

1. God appeared to Moses out of compassion for the Israelites' suffering.
2. Moses is strengthened and encouraged by God.
3. Moses surrendered himself to God's will.
4. God reveals his will to us through many ways.



Introduction

1. Have you ever heard of slaves and slavery?
2. How are slaves different from you?
3. Why is it wrong to keep slaves?

Ashley had lost her parents when she was four years old. Since then she had to live in foster homes for most of her childhood. She had always wanted to have a real home with a good family. Each time she found new friends, she knew she would have to leave them and move to a different place. This always made Ashley very sad. Whenever she felt sad she would remember a Bible verse that she had learned at Sunday school. That verse was "Fear not, for I am with you." During hard times she always opened her Bible and used this verse as a source of comfort. Ashley always believed that God spoke to her and comforted her through this little verse.



Bible Learning: Main Ideas

1. A small child was left afloat in the river Nile, in a reed basket. Pharaoh's daughter found him and raised him as her own son and called him Moses.
2. The Israelites became slaves in Egypt by the time Moses grew up. The Pharaoh treated the Israelites very cruelly. They were made to work hard every day. Many of the slaves were beaten badly if they failed to finish their work. The slave masters found harder work for them and people became sick and many died from all the work they had to do. The Israelites cried out to God to save them and God heard their cries.
3. One day Moses was with his sheep on Mount Horeb. He looked up and saw a burning bush at a distance. Moses decided to check on the cause of the fire and maybe put it down. As he got closer, he was shocked to see that the bush was on fire but the bush did not actually get burned down. The entire burning bush looked unreal to him.
4. As Moses walked towards the bush, God called out "Moses... Moses," He told Moses that he had watched the Israelites suffer for four hundred years and heard their cries for help. God felt compassion for Israelites and promised them freedom from slavery and lead them to the promised land of Canaan.
5. God made Moses the leader of the Israelites and asked him to lead the Israelites out of Egypt. That was how God came to the help of the Israelites when they cried for help.
6. God speaks to us in many ways. It is our duty to listen and obey him.



Bible Learning: Strategies and Activities

Tic-Tac-Toe

Instructional Materials:

- 1 Tic-Tac –Toe game board per group
- 1 set of game cards
- 1 pencil per group

Instructions:

1. Have students form groups of six. Within each group of six, there are two teams.
2. Create a Tic-Tac-Toe form on a piece of paper or on the chalkboard.
3. Choose a team to go first.
4. The team not going first draws a card from the stack and reads the question to the opposite team.
5. The opposing team answers the question. The team that drew the card checks the answer on the card to see if it is correct.
6. If the answer is correct, team members may put X or O on the Tic-Tac-Toe game board. If the answer is incorrect, they do not get to place a mark on the board.
7. Repeat steps 3-5 for each question, alternating teams.
8. The play continues until one team has three marks in a row. They may be horizontal, vertical, or diagonal line to create a tic-tac-toe.

Tic-Tac-Toe (game cards)

Who became slaves in Egypt? Answer: Israelites	Who was found afloat in the river Nile? Answer: A little child
How do you spell Bible? Answer: Bible	Who saved the little child? Answer: The pharaoh's daughter
What was the little child named? Answer: Moses	What was Moses doing when he saw the bush? Answer: Taking care of his sheep
Who appeared to Moses? Answer: God	What wonderful sight did Moses see? Answer: A burning bush
What promise did God give Moses? Answer: He will free the Israelites	Who is called pharaoh? Answer: A king

Let Us Answer

1. Why did the Israelites cry to God?

2. To whom did God appear?

3. What did God Promise Moses?



Bible Words for Our Time.



Gandhi was a great leader of India. He worked hard to free India from British rule. India was under British rule for more than one hundred and seventy years. Gandhi won freedom for five million Indian people and their children from Britain. He believed in peaceful ways and taught the world that freedom could be won without fighting a war. He believed in his people and had trust in God. How can you solve problems without fighting with others?



Life Response

God talked to Moses and asked him to help free the Israelites and take them to better place. God talked to a lot of people in the Bible. God speaks to us in many ways. It is our duty to listen and obey him. How does God talk to you? Can God talk to us in our dreams?

Memory Verse:

Exodus 4: 46

“God called to him from within the bush, :”Moses, Moses”.



Prayer

Our Lord we thank you for speaking to us through many ways. Help us to listen carefully and be obedient to you. In Jesus name we pray, amen.

Lesson 9 Here Am I



Lesson Theme: The Response to Divine Revelation



Aim: To teach children that we should hear God's call and obey



Bible Reading: Isaiah 6:1-8



Values for Life

1. Isaiah was a prophet who feared God and answered His call.
2. When Isaiah obeyed God's call, he was changed into a person who bravely spoke God's word.
3. When God calls us, we should always be ready to do what He says.
4. God wants us to be a part of His work here on earth. We honor him when we obey his call with our whole hearts.



Introduction

Tina looked at the little girl across the playground. Her name was Sara and she was sitting in a corner all by herself. Sara had just moved to the U.S. and spoke very little English. Most of the other kids ignored her. A few made fun of her accent and the way she dressed.

Tina remembered the message her Achen taught at Church last week. “God wants to use you,” he said. “Are you ready to answer His call?” At the time, those words didn’t make much sense to Tina. She was only six years old! How could God use her? She had no money. She couldn’t think of any special talents. She wasn’t even allowed to cross the street by herself!

Suddenly, that day on the playground, Tina understood what her Achen meant. God *could* use her – to love someone who was alone and scared. With a huge smile on her face and a bag of chocolate chip cookies in her hand, Tina walked across the playground to make a new friend.



Bible Learning: Main Ideas

1. Isaiah was a prophet in Judah for a very long time. He spoke about Jehovah’s holiness and the things that Jehovah expects from His people. Isaiah spoke to the people in Judah about the bad things that would happen as a result of their sin.
2. One day, God spoke to Isaiah through a special vision. Isaiah saw God seated on a high throne. The bottom of God’s robe was so big and so beautiful that it filled the entire temple. There were seraphs flying above God, each with six wings – two wings to cover their faces, two wings to cover their feet and two wings to fly with. The seraphs were praising God: “Holy, holy, holy is the Lord Almighty: the whole earth is full of his glory.” The sound of the seraph’s voices was so strong that it shook the entire temple and filled it with smoke.
3. When Isaiah saw the vision, he was filled with wonder. He cried out: “Woe to me! I am ruined! For I am a man of unclean lips, and I live among a people of unclean lips, and my eyes have seen the King, the Lord Almighty.” Isaiah realized how sinful he was and how often he had hurt God with his words. He also understood that the people of Judah were sinful as well.
4. God asked Isaiah to work for him among the people of Judah. “Whom shall I send? And who will go for us?” God asked. Isaiah answered: “Here am I. Send me!” He obeyed God’s call and became a person who proclaimed God’s words. God blessed Isaiah.
5. Just as God called Isaiah, God is calling each of us today. Let us respond to God’s call and obey Him in our lives.



Bible Learning: Strategies and Activities

Key Words

- Jehovah – A name for God that is used in the Old Testament
- Prophet – A person who is called by God to preach a special message from Him about the future
- Temple – The Jewish place of worship
- Vision – A special image or dream that God uses to reveal Himself and His plans
- Seraphs – Winged creatures that appeared with God in Isaiah's vision
- Call – An invitation from God to be a part of His work

1. Answer:

1. Below are some pictures of people who were called by God. How did they obey God's call?

a. Moses



b. Joseph



b. Hagar



c. Jesus




2. Answer

1. What was Isaiah's vision?

2. How did Isaiah feel when He saw God? Why?

3. Draw

Just like God called Isaiah, God is calling you today. Draw a picture of one way you can serve God at home or school or church.





Bible Words for Our Times – Alex’s Lemonade Stand

Alexandra Scott (Alex) became sick with a disease called cancer when she was only one year old. Her sickness caused her to spend a lot of time in the hospital, undergoing various treatments. One day, when she was only four years old, Alex decided that she wanted to do something to help her hospital. She came up with the idea to have a lemonade sale. Alex raised over \$2000 with her first lemonade stand. Each year, Alex held another lemonade sale in order to raise money for hospitals and cancer research. Her idea grew and inspired many others to raise and donate money for cancer. Alex was a young girl with a simple idea to use her talents to help others. God blessed Alex’s efforts and used the money she raised to bless countless others.



Life Response

Though you are young, God still calls you. What are some ways in which God is calling you today? What does God want you to do when He calls you?



Memory Verse - Isaiah 6:8

Then I heard the voice of the Lord saying, “Whom shall I send? And who will go for us?” And I said, “Here am I. Send Me!”



Prayer

Heavenly Father, Help us to hear your call. Teach us to obey you and be ready to serve you. In Jesus’ name, we pray. Amen.



Song

I, the Lord of sea and sky,
I have heard my people cry.
All who dwell in dark and sin,
My hand will save.

Chorus

Here I am, Lord. Is it I, Lord?
I have heard you calling in the night.
I will go, Lord, if you lead me.
I will hold your people in my heart.

I, who made the stars of night,
I will make their darkness bright.
Who will bear my light to them?
Whom shall I send?

Lesson 10 Church and I



Lesson Theme: Modern Accomplishments



Aim: To help students understand the different activities of the church and dedicate their lives for God.



Bible Reading: Mark 12: 41-44;



Values for Life:

1. Through church, we can experience the care and love of the worshipping community.
2. We should dedicate our lives and ourselves to God.
3. God loves a cheerful giver.



Introduction:

Every Sunday, you put money into the offertory plate. Why do you put in the money? Do you put it in because your parents make you do it? Or, do you put in the money because you want to thank God for all the gifts he has given you? Next Sunday, when you put the money into the offertory plate, think about why you are putting it in.



Bible Learning: Main Ideas

1. Jesus regularly went to the Temple as a child. He was very much interested in reading the scripture and in other activities of the Temple.
2. When Jesus was older, he went to the Jerusalem Temple Treasury. While Jesus was resting there with his disciples, many people went into the Temple to put in their offering. They made a big deal about the offering they gave. They thought they were doing a favor for God, and forgot that it was God who had given them these gifts.
3. On the same day, a poor widow came in. She prayerfully and humbly put in two copper coins into the treasury. She gave everything she had to God because she knew that it was God who had given it to her.
4. Jesus told his disciples, "I tell you that this poor widow put in more than all the others. For the others offered their gifts from what they had to spare of their riches; but she, poor as she is, gave all she had to live on."
5. God loves a cheerful giver. When the little boy gave up his five loaves and two fish into the Lord's hands, it helped satisfy thousands of people. Jesus needs our times, talents, and treasure because he gave it to us to use for his glory.
6. Our church is a place where we need to give of ourselves. We can participate in different activities of the church, like Sunday school, VBS, praying, and reading the Bible. These are all ways of worshipping God.
7. Give ourselves and everything that we have to God. That is what he expects of us.



Bible Learning: Strategies and Activities

Keywords:

humble – knowing that everything you have came from God; being thankful

cheerful – happy

widow – a person who lost her husband

Temple Treasury – a place in the temple where people came to put in their offerings to God

1. **Draw a picture of the way the two people offered money to God. Write down what God expects from us? Circle the picture that shows the cheerful giver.**



2. **Make a list of everything that God gave you. Put a check next to the ones that you should give to God?**

1. _____
2. _____
3. _____
4. _____
5. _____
6. _____
7. _____
8. _____
9. _____
10. _____

3. Song:

All to Jesus I surrender
All to Him I freely give
I will ever love and trust Him
In His presence daily live

I surrender all, I surrender all
All to Him, my precious Savior
I surrender all.

4. Let us Answer.

1) Which Temple did Jesus go to with his disciples?

2) How much did the rich give to the Temple Treasury?

3) How much did the poor widow give to the Temple Treasury?

4) Why was Jesus pleased with the widow's offering and not the others?

5) What should you give to God?

6) Why should you give everything that you have to God?



Bible Words for Our Times:

There are mission fields all over the world. The Mar Thoma Church has mission fields in several areas, including South America, North America, and India. The church collects money from different congregations to help the less fortunate. There are orphanages, schools, hospitals, and various other organizations that help the poor. Countless numbers of children are saved because of the Mar

Thoma Church. It is important to donate money and time to our church.



Life Response:

Church is a place where we can come to worship God. God gave each of us many gifts and talents. It is important that we use those gifts for God's glory. One way that we can serve God is by giving a part of everything that we have to God. Another way is to dedicate our lives to God. A third way is to help out with all the different activities of the Church. No matter what, you should give of yourselves to God.



Memory Verse: Mark 12:44

"They all gave out of their wealth; but she, out of her poverty, put in everything - all she had to live on."



Prayer:

Oh God! The giver of all good gifts, enable us to dedicate us and all that we have, for you and you alone. Amen.

Part III

God's Purpose For God's World

Lesson 11

The God Who Reveals



Lesson Theme: The Nature of God



Aim: God can use all people his service too!



Bible Reading: Genesis 37:5-10, 41: 37-44



Values for Life

1. Instead of being angry, Joseph forgives his brothers
2. God wants us to be good leaders who can help other people
3. God wants us to turn to Him during hard times



Introduction

Do you help your family members at home?
Do you help friends at school?
How does it feel when you help someone?
Has someone helped you before?

Today we are going to learn about a young boy named Joseph who helped many people by giving them food.



Bible Learning: Main Ideas

1. Joseph had a dream about sheaves of wheat. One of them stood up while the other eleven bowed down. God was telling Joseph that his brothers would bow down to him one day. When Joseph told this dream to his brothers, they became angry and hated him.
2. His brothers threw him into a well. He could not get out of the well, and later his brothers sold him to traders who took him to Egypt.
3. In Egypt, Joseph told Pharaoh what his dream meant. There would be a famine in the land. Pharaoh made Joseph the governor so that he could store food and save all the people. Joseph saved many people from dying!
4. Joseph's brothers came to Egypt later. Joseph forgave them and allowed them to live in Egypt.



Bible Learning: Strategies and Activities


Key Words

Sheaves of Grain – A bundle of grain

Pharaoh – The ruler of Egypt


1. A Helping Hand!

Joseph became a great ruler of Egypt. By storing food during the seven years of abundance, he prepared for the famine. Joseph was able to help many people! Color the picture of Joseph sharing his grain.



2. Picture Perfect!


Match the picture to the correct phrase by drawing a line.



1. Pharaoh



2. One of Joseph's Dreams



3. Sheaves of Grain

3. Joseph The Dreamer**Joseph, the Dreamer**

Read about Joseph's dreams in **Genesis 37** to fill in the blanks. Use the coded numbers to answer the riddle.

1. **I** ₁ _____ loved his son Joseph very **m** ₆ _____. (Ge 37:3)
2. Israel (Jacob) made Joseph a beautiful **r** ______. (Ge 37:3)
3. One night as he slept, Joseph had a **d** ₃ ______. (Ge 37:5)
4. He dreamed his brothers' sheaves **b** _____₅ to his sheaf. (Ge 37:6-7)
5. He also dreamed that the **s** ₈ _____, moon, and **e** _____₄ stars bowed to him. (Ge 37:9)
6. The sun and moon were his father and **m** ₇ ______. (Ge 37:10)
7. The **s** ₉ _____ were his brothers. (Ge 37:10)
8. Joseph's brothers were **j** ₂ _____ of him. (Ge 37:11)

How do we know that
Joseph liked to play tennis?



He

1 2 3 4 2 5

in Pharaoh's

6 7 8 3 9!

3. Answer the following:

1. Who was Joseph's father?

2. How many brothers did Joseph have?

3. Why did Joseph's brothers hate him when he told them the dreams?

4. What did they do to him?

5. Which country did Joseph arrive in?

6. How did Joseph help save many people from dying?



Bible Words For Our Times



Mother Theresa was a woman who decided to help the poor, the sick, and the needy on the streets of Calcutta, India. She devoted her whole life to help people who had no food, clothing, and who were very sick. What are some ways we could help the people around us?



Life Response

In Joseph, we find a good example of how to help others, even when they hurt us. People may do bad things to us. Instead of being angry, we should still try to help other people. We can help people in many ways, especially at home, at school, and when we are with our friends. Help at least one person everyday this week and write it on a piece of paper so that you can share it next week in Sunday School. When we help other people, we will feel better in our heart and God will use you to help even more people – and sometimes nations, like he used Joseph to help Egypt.



Memory Verse: Genesis 41:41

"So Pharaoh said to Joseph, " I hereby put you in charge of the whole land of Egypt.""



Prayer

Lord Jesus, help me to be like Joseph and forgive people who do bad things to me. I know that you can use me to help many people! I love you Jesus, because like Joseph, you saved me from death. I praise you for the gift of living forever with you in heaven!

Lesson 12

Jesus Honors Everyone



Lesson Theme: God in Fellowship with Human Beings



Aim: To make the children understand that God accepts us as we are.



Bible Reading: Luke 19: 1-10



Values for Life

1. Jesus loves us all.
2. Jesus understands our needs and helps us.
3. When Jesus is in our hearts, he lets us see our sins, makes us repent, and gives us eternal life.
4. Trusting in Jesus leads to changes in our lives for the good: transformation.



Introduction

Biju was a big bully in his elementary school. He made fun of his classmates, stole their lunch money, and bossed them around. All of the kids in his class were afraid of him and so no one became friends with him. He was a lonely boy even though he acted tough. One day, his teacher saw him standing in the schoolyard by himself. She called him over to her and started talking to him. She knew he was going through a tough time and so talked to him about his life every day. Some time later, Biju started being nicer to his classmates. He slowly changed and became a good little boy.



Bible Learning: Main Ideas

1. Zacchaeus was a tax collector from Jericho. His job was to collect money from the people for the government. The people hated him because he took more money from them than he was supposed to. He was a dishonest and sinful man.
2. Once he heard Jesus was coming to town, he wanted to see him. So many people wanted to see Jesus that Zacchaeus couldn't see over their heads. So he climbed onto a sycamore tree and sat there to see Jesus.
3. Jesus saw him sitting there and told him to come down at once because Jesus wanted to have dinner at his house. Zacchaeus, feeling very happy, came down and led Jesus to his home.
4. The crowd complained that Jesus was staying with a sinful man. But Zacchaeus changed his ways and said to Jesus that he will give half of his belongings to the poor and pay back 4 times as much as he had taken from them.
5. Jesus blessed all of the people in Zacchaeus house and said, "Salvation has come to this house today..." This meant that these people would have eternal life.
6. Even though everyone hated Zacchaeus, Jesus loved and honored him. Even though we might sin sometimes, Jesus loves us too!



Bible Learning: Strategies and Activities

Key Words

Tax collector- in Jesus' time, tax collectors worked for the government. Usually, they took more money from the people than they were supposed to. Also, they bothered the people all the time for money. That's why the people did not like them.

Eternal life- this is a gift that you get when you accept Jesus Christ into your heart. You will live with him in heaven forever.

Transformation- in this story, this means a good change in your life when you accept Jesus Christ. The way you act and think will change.

1. Color It!

Zacchaeus climbed a sycamore tree to see Jesus. Color the picture below.

Name _____

Zacchaeus Meets Jesus

Read about Zacchaeus and Jesus in **Luke 19:1-9** to fill in the blanks. Use the coded numbers to answer the riddle.

- In **J** _____₂ _____, Jesus met a man named Zacchaeus. (Lk 19:1-2)
- Zacchaeus was a **t** _____ collector. (Lk 19:2)
- Zacchaeus wanted to see **J** _____₁ _____. (Lk 19:3)
- This wasn't easy because Zacchaeus was **s** _____₅ _____. (Lk 19:3)
- Zacchaeus climbed a **t** _____ so he could see Jesus. (Lk 19:4)
- Jesus saw Zacchaeus. He told him he wanted to stay at
his **h** _____₃ _____. (Lk 19:5)
- The **p** _____₆ _____ called Zacchaeus a **s** _____. (Lk 19:7)
- Zacchaeus gave half of what he had to the **p** _____₄ _____. (Lk 19:8)
- Jesus had come to look for the lost and **s** _____ them. (Lk 19:10)

What sport did Zacchaeus play?



**Baseball –
he was the**

_____!
1 2 3 4 5 1 5 3 6

Seek and Ye Shall Find!

Sycamore	Jericho	Zacchaeus	Sinner	Transformation
Tax collector		Eternal Life	Jesus	Blessings

L A W B V A E W X N E P M E
 N O A F O T S M E E E E L S
 K E H T C A A L A I E S E Y
 A E K E E C E O O H C A X C
 Z A C C H A E U S T Z M I A
 B L E S S I N G S T G A T M
 C S K A J E R I C H O X E O
 G S T A X C O L L E C T O R
 E S I A X S T H T E X M Y E
 T R A N S F O R M A T I O N
 E T E R N A L L I F E O X A
 H O F X J E S U S E E Z P R
 C X T C D J R P S S T H N M

3. Answer the following:

1. Where was Zacchaeus from?

2. What was his job?

3. Why did people hate Zacchaeus?

4. What did Zacchaeus do to see Jesus?

5. Why were the people mad when Jesus went to Zacchaeus's house?

6. How did Zacchaeus show that he was changed by Jesus?

7. What do we learn in this story?



Bible Words For Our Times

Even though sometimes we sin or make mistakes, our parents still love us just the way we are. When we truly understand our parents, like Zacchaeus understood Jesus, we will have a change in our hearts. Our parents love us and want us to have this change just like Zacchaeus did.



Life Response

In the same way Zacchaeus was a sinner, we are also sinners. The Lord knows that we are sinners, but still loves us just the way we are. Jesus came to bless us, help us change our actions, and have eternal life. We should not judge others because of the sins they do. Have you ever felt judged, or have you judged someone? Write down what happened, and how you felt?



Memory Verse: Luke 19:10

“For the Son of Man came to seek and to save what was lost.”



Prayer

Lord Jesus, help us to be more like You and not judge others. Help us to learn from Zacchaeus and let You into our hearts. Amen.

Lesson 13

Two Brothers



Lesson Theme: Broken Relationship



Aim: To make children understand that selfishness breaks relationships.



Bible Reading: Genesis 27:1-46



Values for Life:

1. Jacob took the place of his older brother because he was selfish.
2. Selfishness breaks relationships within families.
3. God's children should not be selfish because it will hurt other people.



Introduction:

Have you been jealous of your brother or sister? Do you think that they are loved more than you are? Are you willing to do anything to get what they have? There were two brothers in the Bible who were in a similar situation. Esau was the first-born son of Isaac and Rebekah. He was supposed to get the blessings from his father, but his brother tricked their father and got the blessings instead.



Bible Learning: Main Ideas

1. When Isaac was old, he became blind. He asked his eldest son, Esau, to prepare some tasty food and bring it to him, so that he would bless him.
2. Rebekah liked Jacob better. When Rebekah heard the conversation between Isaac and Esau, she told their younger son, Jacob, to prepare the animal and take the food to Isaac.
3. Rebekah helped Jacob trick Isaac into believing that Jacob was the eldest son.
4. As a result, Isaac gave his final blessings to Jacob.
5. When Esau came back with the food and found out that Jacob had tricked him, he was very angry, and decided to kill Jacob.



Bible Learning: Strategies and Activities

Keywords

relationship – your words and actions toward another person

jealousy – to want something someone else has.

selfishness – to care about yourself more than others

1. Complete the following.

- a) I s _ _ c b) R _ b _ k _ h c) E _ _ u d) _ a _ _ b

2. Color the picture below. What does this picture show?



3. Word search. Circle the words that you can find.

S K B V P O R B H T V V Y M V
M E M R I S O P S U O L A E J
E W L S T C W G G E H Z S A B
F U A F A C Q K S W Q M U S D
G A P J I H A K E B E R S T H
C H W Y N S I L E X A B E B A
U P C E U M H C O S A W J P C
F E L J E B V O B K A Z Q K X
C Y R E H T O R B S M U G B Y
J V S G C Q I K Z F G R D B Y
D J P Q I F G R P O Y V V Y U
F E X H Y I H L Q Z K I S F X
T A O C Z F R K R G K W I J I
U Y S X J K C V N M K Q J L B

BROTHER
JESUS
REBEKAH
ISAAC

JEALOUS
SELFISH
ESAU
JACOB

4. Answer the following:

1) Who was Esau's brother?

2) Who were the parents of Esau and Jacob?

3) Who tricked Isaac for getting the final blessings?

4) Are you selfish in your family? When?

5) How can you be selfless to your brothers and sisters?



Bible Words for Our Times:

Tina, Lena, and Nina were all sisters. Lena was the middle child and she was jealous of her sisters because they always got the attention of their parents. One day, Lena decided to lie to her parents about her sisters. She told them that the sisters had yelled at her for no reason and made her cry. The parents were very angry and punished Tina and Nina. When she saw that her sisters were punished, she became very upset. Lena decided to tell her parents the truth because she knew that she did not do the right thing by lying.



Life Response:

Have you been jealous of someone? Maybe your brother, your sister, or your friend? Have you ever wished that you could have what they have? Have you done something mean to get what you wanted? What was the bad thing that Jacob did? Would you do things differently? If someone tricked you like that, how would you feel? Share your experience with the class.



Memory Verse: 1 John 4:20

If any one says, "I love God," yet hates his brother, he is a liar.



Prayer:

Thank you Lord, for giving us brothers and sisters to share our love. Help us to love one another and not be jealous of each other. Help us to do what is best for our brothers and sisters. We know that you will give us everything that we need. Thank you for all your blessings. Amen.

Lesson 14

The Forgiving Brother



Lesson Theme: Reconciliation



Aim: Forgiveness can heal broken relationships.



Bible Reading: Genesis. 45



Values for life

1. Joseph turned to God when his brothers treated him harshly.
2. As the Governor of Egypt, Joseph acted wisely and collected grains for the famine.
3. Joseph forgave his cruel brothers who hated him and sold him as a slave.
4. God wants us to forgive others and rebuild broken relationships.



Introduction:

How many of you have hurt the feelings of your brothers and sisters by taking things that belong to them and made them cry? Do you say, “I am sorry” when you know that you did something wrong? Many children do things they are not supposed to do and get into trouble. Have your parents forgiven you for doing things they asked you not to do? You know that they love you and care about you and are always ready to forgive your mistakes. Now let us read the story of Joseph who forgave his cruel brothers and treated them with love and kindness.



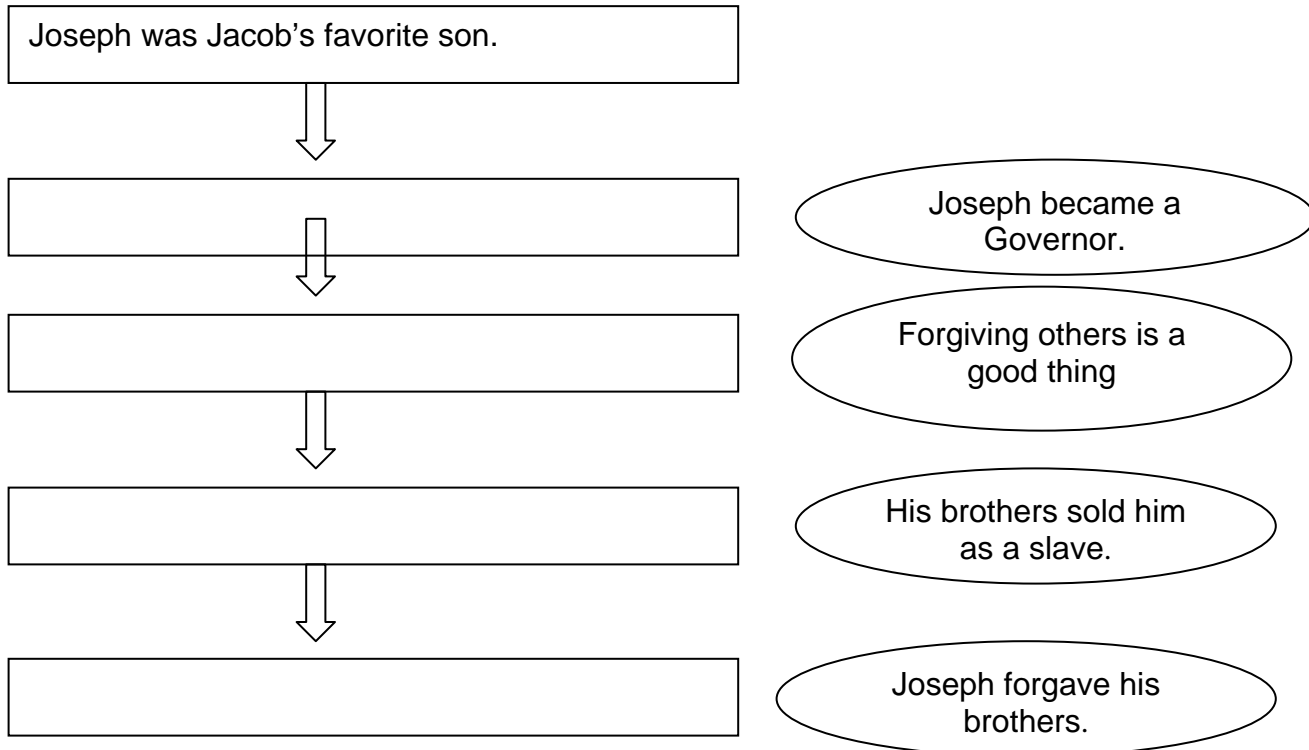
Bible Learning : Main Ideas

1. Joseph was Jacob's favorite son. He loved him more than any of his other sons. His father gave him a beautiful robe and his brothers grew jealous of him. They were also angry about Joseph's dreams.
2. One day Jacob sent Joseph to visit his brothers and their flocks in Shechem. Seeing Joseph at a distance his brothers said, "Here comes the dreamer. Let's kill him." They took away his new robe and pushed him into a dry well. Later they sold him as a slave to some Midianite traders. The brothers then soaked his robe in goat's blood and made his father believe that some wild animals had eaten Joseph. Jacob was very sad when he heard about Joseph's death.
3. The Midianite traders sold Joseph to Potiphar, a captain of the palace guard. One day Potiphar became angry with Joseph and put him in prison. At the end of two years, Joseph was set free when he explained the dreams of Pharaoh. Soon he was appointed as the Governor of Egypt.
4. There were seven years of plenty followed by seven years of famine. Joseph who knew what was going to happen, collected enough grain and stored them in the cities.
5. The famine was very severe in Canaan, where Joseph's father and brothers lived. When Jacob heard that Egypt had plenty of grains for its people, he said to his sons "Go to Egypt and buy some grains for us and our servants." Joseph's brothers reached Egypt.
6. As soon as Joseph saw his brothers, he recognized them, but his brothers did not recognize Joseph. He was happy to see his brothers again. Joseph forgave all the wrong things they did to him. He hugged his brothers and had no bad feelings for them. Just like Joseph, we should forgive those who hate us. Only love and forgiveness can heal broken relationships.



Bible Learning : Strategies and Activities

1. Complete the story map.



2. Select the Right Answer

1. Who was Joseph's father?
 - a. Isaac b. John c. Jacob
2. What made the brothers jealous of Joseph?
 - a. new robe b. money c. strength
3. What did Joseph's brother's do to him?
 - a. killed him b. sold him c. beat him up
4. How did Joseph treat his cruel brothers?
 - a. Punished them b. laughed at them c. forgave them

3. Celebrate the act of Forgiveness

Have you been forgiven for your actions? How did you feel? Joseph forgave his brothers when he met them after many years. Now write about what the brothers might have said to Joseph under the picture of Joseph meeting with his brothers.



The brothers said _____

Joseph replied _____



Bible Words for Our Times



Nelson Mandela is a great leader of South Africa. He worked for the freedom of his country and his people. Mandela was put in jail for 27 long years. When Mandela was freed from the jail, he was made the first black President of South Africa. While in jail he found God's love and learned to forgive the people who put him in jail. When Jesus lives in our heart, his love makes it possible for us to forgive others. Forgiveness is a gift you'll want to pass on to your family and friends.



Life Response

Small Group Activity:

Nathan and Joshua had been best friends since they were five. They both loved music and basketball. Every evening they played together and helped each other with homework. Then something changed. Nathan found new friends and stopped calling Joshua and doing things with him. Other friends told Joshua of the terrible things Nathan was saying behind his back. Joshua was very sad. How could Nathan and Joshua become friends again? Share your ideas with the class.





Memory Verse: Mathew 6:14

If you forgive men when they sin against you,
Your heavenly father will also forgive you.



Prayer

Heavenly father, help us to stop being angry about the wrong things others have done to us and enable us to forget about it. Help us to love and forgive others as you have forgiven us.

LESSON 15

TALENTS—GOD'S GIFTS



Lesson Theme: ETERNAL PURPOSE IN LIFE



Aim: We should faithfully use the various talents that God has given us.



Bible Reading: Mathew 25: 14-30



Values for Life:

1. God gives us talents according. And we should faithfully use these God-given talents and glorify God.
2. We are accountable to God for the talents.



Introduction:

Have you admired someone because of the things he or she can do?
What are some of the special talents that God has given you?
How can you be a “good and faithful” servant for God?

You are called to serve God in certain ways. Although God promises you the tools and strength you need, you might often make excuses for not using what you have to the fullest. You should spend time doing what God wants because when you serve others, you are serving God. Since God has blessed you with special abilities to do certain things, you can serve God well! The work of the church

needs you to be a disciple for the body of Christ! Are you doing your part? Today's story (Matthew 25: 14-30) shows us how to make the right use of the riches or talents that God gives us.



Bible Learning: Main Ideas



1. Once a master decided to go on a journey far away. He decided to trust the household responsibilities to his servants. He gave five thousand gold coins to one servant, two thousand coins to another servant, and one thousand gold coins to the third servant. Then he set out for the journey.
2. After a long time, the master returned and called the servants. The first servant told him that he had earned another five thousand coins. The master praised him and said, "Well done, you good and faithful servant. You have been faithful in taking care of small amounts. So I will put you in charge of large amounts. Come on in and share my happiness."
3. The second servant told the master that he had earned two thousand coins plus the two thousand coins he had received from the master. The master praised him too for managing his money well.
4. The third servant told the master that he had buried the one thousand gold coins into the ground. This made the master very angry because the servant did not make good use of his coins, so the master took the one thousand coins back.



Bible Learning: Strategies and Activities

Key Words


1. **accountable**: responsible, answerable

I. Choose the correct answer and fill in the blank.

- a. To the first servant, the master gave _____ thousand gold coins. (5,7)
- b. The second servant received _____ thousand gold coins. (5,2)
- c. The _____ servant went and buried his share of coins in the ground. (Second, Third)
- d. The master _____ the faithful servants. (Praised, Scolded)

II. TALENTS:

Each of us has a talent for something. Recognizing that talent, is the first step in developing it. Talents come in many forms. Some people are natural athletes, musicians, or writers. Others have a special ability to get along with animals or people. They listen and understand to what someone else is feeling. What talents do you see in yourself? How do you use your talent? Complete the list below.



The talents God has given me.	The way I use the talent.

III. LET US ANSWER



1. How many gold coins did the master give each servant?

2. What did the third servant do with his coins?

3. How did the master feel about the 5 talent man?

4. What reward was given to the 5 and 2 talent men?

5. What punishment did the third servant get?



Bible Words for Our Times



- (1) Natural Gifts
- (2) The name for a certain amount of money

The word *talent* has two different meanings. They say the teaching of this parable means that we are to use our talents for the Lord's sake. If you read the parable that way, you are being misled by today's use of the word *talent*. Talent, to us, means a natural ability to do something. You may have a talent for singing, leadership, a certain school subject, sports, or whatever it may be. In biblical times, a talent meant a weight of money, a considerable weight. A talent could be gold, silver, or copper, each with its own value.



Life Response

Imagine that your mother asks you and your brother to finish certain chores around the house when she has gone to the store. When she returns home in the evening, she finds out that only your brother has cleaned his room and washed the dishes while you were watching television and fooling around. Do you think your mother would be happy with you? What were God's feelings towards the servant who did not make good use of his talents? Because you are God's child, God has blessed you with the ability to do great things for Him! What can you do with the talents God has given you? What might happen if you don't use your talents for God's work?



Memory Verse Mathew 25:21

Well done, good and faithful servant. You have been faithful with a few things. I will put you in charge of many things. Come and share your master's happiness.



Prayer

Dear Lord, you have blessed us amazingly with wonderful talents. We know that we are special in your heart. Please help us to discover the skills you have given us and to use our gifts and talents for your glory and for the good of others. Help us to be ever faithful to you!

LESSON 16

God's Call and Our Response



Lesson Theme: HISTORY OF RELIGIONS



Aim: To help children grow in faith.



Bible Reading: Genesis 12:1-9



Values for Life:

1. God leads us to new situations and levels of faith.
2. We must be obedient in order to receive blessings from God.
3. God calls us today to be a blessing unto others.



Introduction:

Imagine that one morning your parents wake you up excitedly to tell you to get ready for a day trip, but they don't tell you the place where you are going. You love to travel to new places so you jump out of bed to get ready. Your first thought might be where are we going? It may not seem very fun if you don't know where you are going, right? Today we are going to learn about a man who set out on such a trip to an unknown destination.



Bible Learning: Main Ideas

1. There was a man named Abram who lived in Haran. His father Terah, wife Sara, and nephew Lot, lived with him. His father died at Haran.
2. One day, while Abram was alone at home, God called him. Abram listened carefully to God's voice. God said, "Leave your country, your relatives, and your father's home and go to a land that I am going to show you." God told Abram that he would make him famous, bless him with many descendants and make him a blessing to many.
3. Abram thought about what God had told him. God asked him to leave his country, but He did not tell him the destination. Also, God asked Abram to leave his relatives. Abram took comfort in God's words and said, "It is God who has called me. I will definitely go to the land that God will show me. God knows where I should be."
4. Abram set out with his wife Sarai, his nephew Lot, and their slaves. God was leading him towards a place called Canaan. All through the journey, God was with Abram. At Canaan, God once again appeared to Abram and told him that the land would belong to him and to his descendants forever. Abram built an altar there to the Lord and worshipped him. Abram truly believed in God.



Bible Learning: Strategies and Activities

Key Words

1. **Destination**: the place to which someone is going
2. **Descendant**: a relative of earlier generations; ancestors

I. Color the picture below.



II. True or False:

- a. God told Abram that He would bless him with many descendants forever. _____
- b. Abram's wife's name was Ruth. _____
- c. Abram knew the place where he was going. _____
- d. Abram set-out in obedience to God when leaving his home and country. _____

III. Choose the right word.

- a. Abram and his father lived in _____ (Haran/Bethel)
- b. Abram's nephew's name _____ (Terah/Lot)
- c. God changed Abram's name to _____ (Abraham/Isaac)
- d. God led Abram to _____ (Canaan/Egypt)

IV. Find the familiar words below DOWN OR ACROSS

S	L	X	H	O	P	L
A	O	D	A	E	Q	O
R	T	E	R	A	H	R
A	B	R	A	M	R	D
I	C	A	N	A	A	N

- a. _____
- b. _____
- c. _____
- d. _____
- d. _____
- e. _____
- f. _____

V. Answer the following:

1. Who was Abram’s father? _____
2. Where did they live? _____
3. What did God tell Abram? _____
4. Who went with Abram on his journey? _____
5. What is the new name God gave to Abram? _____



Bible Words for Our Times

I promise to be an obedient child of God by listening to His word.

(your name)

Think about the word promise. Have you ever made a promise to someone or has someone ever made a promise to you? Why do people make promises? How would you feel if someone broke their promise to you, whether it was promising to take you to the park or promising to read you a story before bed? Do you know that God offers us many promises? Sometimes people break promises, but God ALWAYS keeps his promises. Since God makes us so many promises, we have to be faithful to him by listening and being obedient. Our promise to God is to obey Him. Nowadays, when people make commitments or promises, they might sign their name on an important paper to prove that it’s true. Sign your name on the scroll if you are making a promise to God today!



Life Response

Can you remember a time when you did not obey your parents? Sometimes we do not always like what our parents want us to do, but they tell us to do things because they love us so much. What happens when we disobey? When God speaks to us, sometimes we might not understand what God wants us to do. We might even become angry at God when things are not going our way. God wants the very best for us and he promises to love us and take care of us. Being obedient to God is pleasing to God. God is always calling on people and showing them the way to a better life. Even though we might be unsure of God's plan for us, our first step as Christians is to obey God so that we can be ready to do His will. In what ways can you be obedient to God in your life?



Memory Verse Gen 12:2a

I will make you into a great nation and I will bless you.



Prayer

Thank you God, for calling us and guiding us. We pray for the ministers in our church because they have been called by you to do wonderful things for others. Strengthen them to do their tasks and give us strength to always trust and obey you every day of our lives. In Jesus' name. Amen.

Lesson 17

Light- Rekindled Hope



Lesson Theme: History of Salvation



Aim: To make children understand that everything is possible for God



Bible Reading: Genesis 18: 1-15



Values for Life

1. Abraham and Sarah believed in God.
2. Nothing is impossible for God.
3. God knows our needs and limitations.



Introduction

Children, imagine if your parents did not have you. If you were not born, what would their life be like? Your house would be very empty. Who would stay in your room? Your parents would feel quite sad and lonely. There would be no one to talk to them or make them laugh.

God created you specifically for your family. There is no one else like you that looks like you, talks like you or has talents like you. God has a special plan of how He wants to use in your family.

Like your parents, there was a couple named Abram and Sarai. They were married for many years. They did not have any children. They cried to God often for a child. They loved children and wanted to have them as part of their family. But they were too old. They were old enough to be an appachen and ammachi.

Read and see how God did an impossible thing in their life by answering their prayer.



Bible Learning: Main Ideas

1. When he was 99 years old, God appeared to Abram and said, "...You will be the father of many nations. No longer will you be called Abram; your name will be Abraham..." God also told Abraham, that his wife should no longer be called Sarai, and that her new name was Sarah. God promised Abraham that he would bless Sarah and would give him a son by her. God said that Sarah would be the mother of nations.
2. Abraham and Sarah lived in a tent in a place called Mamre. One day, while Abraham sat at the entrance of his tent, three men walked towards him. Abraham hurried from his tent to welcome them. Abraham was happy to have guests. He told Sarah to prepare food for them. The men ate a delicious meal of cream, milk, meat and bread.
3. Before they were leaving, the guests asked about Sarah. They told Abraham that Sarah would have a son the same time next year. Hearing what the men said, Sarah laughed to herself. She thought she was too old to have a child.
4. God's promise to Abraham, and the words of the three guests came true. Sarah gave birth to a son named Isaac. The name Isaac means laughter. Abraham and Sarah were overjoyed. What is impossible for man is possible for God. There is nothing that is too hard for God to do.



Bible Learning: Strategies and Activities

Bible Learning: Keywords

Abraham: means father of many

Impossible: something that cannot be done

Isaac: means to laugh

Sarah: means princess

Mamre: place where Abraham and Sarah lived

Promise: agreeing to do something in the future

1. Color the picture of Abraham.



2. Fill in the blanks.

1. Abraham and Sarah didn't have any _____ (brothers/children)
2. Next year at this time, you will have _____ (son/daughter)
3. Abraham named his baby _____ (Jesus/ Isaac)

3. Unscramble the words

SAACI

HARAS

HAMABRA

4. Let Us Answer

1. What does Abraham and Sarah's names mean?

2. What did the guests promise?

3. What did Sarah do when she heard the promise?



Bible Words For Our Times



As a child, William Moon became blind in one eye because of a disease called scarlet fever. By the age of 21, William was completely blind. Instead of looking at the impossibilities of his situation, William looked to God. William began to use his blindness for the glory of God. He taught blind children how to read. William also helped many blind people read and write by inventing the Moon alphabet. William was a preacher and traveled many places preaching the Gospel. William once said, "God gave me the talent of blindness to use for His glory. Without blindness I should never have been able to see the needs of the blind." See what God can do when we commit an impossible situation into His hands!



Life Response

God did the impossible in Abraham and Sarah's lives by giving them a son. Think about something impossible for you to do. Is there a bad habit you are trying to stop such as lying? Is there something you can't understand in school such as math? Whatever the problem, God has a solution. Take your problem to the Lord. He will help you work through your problems. There is nothing too hard for the Lord to do!



Memory Verse: Psalms 67:1

"May God be gracious to us and bless us and make his face shine upon us."



Prayer

Dear Lord,

We praise you for knowing all our needs even before we ask. Help us remember that we can come to you with any worry or problem. There is nothing that is impossible for you to answer. Give us the kind of faith that can move mountains. In your name Jesus, we pray. Amen

Lesson 18 Humble Birth



Lesson Theme: The Fullness of Life in Jesus Christ



Aim: To understand Jesus' humility



Bible Reading: Luke 2: 1-20



Values for Life

1. Jesus, the Son of God, left the glory of heaven to become the Son of Man.
2. The Creator of life became a helpless baby in a manger.
3. At Jesus' birth, the angels announced peace and kindness to every single person.
4. Jesus is our true model and guide. We should follow his actions and example.



Introduction

Every December, we celebrate Christmas. Some people celebrate with their families and some with their friends. We send cards and give gifts to each other. We sing Christmas carols and put up decorated trees. We celebrate Christmas to remember Jesus' birth. Do you think that the first Christmas was like what we have today? What do you think would be different? Today we will learn all about the world's first Christmas.



Bible Learning: Main Ideas

1. Joseph and Mary lived in Nazareth, a small village. One day, the emperor named Augustus Caesar ordered that a census be taken throughout all of his lands. To be counted in the census, Mary and Joseph had to go to their hometown, which was called Bethlehem.
2. Mary was pregnant when they took the long trip to Bethlehem. They both felt very tired when they arrived there and Mary was about to have her baby. Joseph started looking for a place to stay.
3. The city was full since many people came for the census. All of the inns were full and so Joseph and Mary had to stay in a stable. Mary had her baby and he was laid in a manger.
4. An angel told some shepherds, in a field nearby, about Jesus' birth. The shepherds came to the manger and bowed down to him.
5. Wise men were also led to Jesus' manger by following a star. They brought gifts of gold, frankincense, and myrrh.
6. So, baby Jesus was born in a stable, outside, with animals and hay. He was placed in a manger. He lived in ordinary surroundings while he was growing up. His humble birth shows us that no matter where we are, we should live the way that God wants us to, just the way that Jesus did.



Bible Learning: Strategies and Activities

Key Words


Census- what the government does to count all of the people

Humility- being grateful to the Lord for everything you have

Emperor- like a king. It is a person who rules over a certain land.

1. A Special Angel

A Special Angel




Luke 1:26-38; Matt. 1:18-25

◇ Angel Mosaic ◇

One day God asked His special messenger angel to tell people that His Son, Jesus, was coming to earth to be the Savior of the world! Imagine how happy the angel was to announce that wonderful news. Imagine how surprised Mary and Joseph were to see the angel. You can make an angel that looks like a mosaic. Follow the numbers to see which colors to use. After you color, glue your angel to a black background. Hang it in your room to remind you of the Good News the angel brought to earth.

1= pink 2=white 3=yellow 4=blue



2. Choose the right words to fill in the blanks

- .
1. Joseph and Mary went to _____. (Bethlehem/Egypt)
 2. Jesus was wrapped in strips of cloth and laid in a _____. (manger/inn)
 3. The _____ told the shepherds about Jesus' birth. (soldiers/angels)
 4. The wisemen followed the _____ to find Jesus. (angel/star)

3. Answer the following:

1. Why do we celebrate Christmas?

2. Who were Jesus' parents?

3. Whom did the angel tell about Jesus' birth?

4. What did the wisemen bring Jesus?



Bible Words For Our Times

Today, kings and queens are born in great palaces with lots of money. In our world, having money seems to be very important. But look closely at Jesus' life. He was born in a stable and lived in an ordinary house with normal parents. The good news of Jesus' birth was told to wise men, who were very rich and also to shepherds, who were very poor. Jesus' story shows us that Jesus was a king but He was also humble in His life. We should also be humble, like Jesus, and follow what God wants us to do.



Life Response

During this Christmas season, think about the people around you that do not have as many things as you do. Make a card or give one of your presents to them so they can share in Jesus' love. Be kind to them and pray for them.



Memory Verse: Luke 2:14

“Glory to God in the highest, and on earth peace to men on whom his favor rests.”



Prayer

Lord Jesus, help us to be more like You and not judge others. Help us to learn from Zacchaeus and let You into our hearts. Amen.

Chapter 19

God's Vision during Tribulations



Lesson Theme: Work of the Holy Spirit



Aim: To make the children understand that God's presence is always with us.



Bible Reading: Genesis 28: 10-22



Values for Life

1. Jacob recognized God's presence in his time of sadness and loneliness.
2. God is with us during our time of sadness and loneliness too.
3. God is true to His word, and we should praise him.



Introduction

Suppose one night while you are alone in your room the electricity goes out, leaving you in the dark. How would you feel? Scared? What would you do? Call for your mom or dad? Pray? Today we will learn about Jacob's experience in a deserted place in the middle of the night.



Bible Learning: Main Ideas

1. Jacob, son of Isaac and brother to Esau stayed at a place called Beersheba. Jacob was moving towards a place called Haran, leaving his family behind. He was very lonely and sad. Besides he was very tired and worn out from the long day travel. At sunset, he reached a place named Luz. The night was frightening and Jacob was home sick. Don't you think Jacob would have felt scared and lonely?

2. When Jacob reached a certain place he was tired. He decided to spend the night there since the sun had set. He found a stone and put it under his head for a pillow and went to sleep. It was complete darkness.
3. Jacob had a dream. He saw a stairway reaching from earth up to heaven, with Angels going up and down on it. The Lord stood above it and said, "I am the Lord, The God of you father Abraham and the God of Isaac. I will give you and your descendants the land on which you are lying...I will be with you and protect you wherever you go, and I will bring you back to this land. I will not leave you until I have done all that I have promised you." (Genesis 28: 13-15)
4. Jacob woke up from his sleep and thought "Surely the Lord is in this place, and I was not aware of it." He was afraid and said, "How awesome is this place! This is none other than the house of God; this is the gate of heaven." (Genesis 28: 16-17)
5. God was with Jacob in his time of sadness and loneliness. God gave strength to Jacob. When Jacob woke up, he realized that God's presence was with him. We must remember that God is with us in our times of loneliness and sadness. We must remember his promise "Fear not, for I am with you". Let us live our lives with the assurance of God's presence.



Bible Learning: Strategies and Activities

1. Color the picture



2. True and False

Write T for true and F for false.

- A. Jacobs brother's name was Isaac. _____
- B. Jacob went from Beersheba to Haran. _____
- C. The Angels were standing still on the stairway. _____
- D. God told Jacob "I am with you." _____

3. Answer the following

1. Where did Jacob and his parents live?

2. Where did Jacob go?

3. What was Jacob's brother's name?

4. What did Jacob see in his dream?



Bible words For Our Times

Amazing Grace: The Story of John Newton



Have you ever heard the song Amazing Grace? Ever wonder what does it mean? Who made it up? Well there was a man named John Newton. He loved sailing ever since he was a kid. He went on many voyages with his dad. When John got older he eventually got his own ship and became captain. John Newton didn't believe in God, until May 10, 1748. John Newton's ships carried a bunch of slaves from Africa to America. On this day, the weather was horrible. The ocean was raging at the ship. John Newton got scared and went on his knees and prayed. He asked God please calm the storm and I will promise to return these slaves back to their country. God answered his prayers and John Newton returned the slaves safely. We have to remember God is with us wherever we are!



Life Response

Let's sing this song written by John Newton:

Amazing grace! how sweet the sound

That saved a wretch like me!

I once was lost, but now am found,

Was blind, but now I see.



Memory Verse: Genesis 28:15a

“I am with you and will watch over you wherever you go, and I will bring you back to this land.”



Prayer

Dear Lord,
We thank you for being with us always. Protect everyone who drive different types of cars and who are traveling in airplanes, buses, and trains. Keep us all safe.
Amen.

Name _____

God Speaks to Jacob in a Dream

Read **Genesis 28:14** to find out who God promised to bless through Jacob and his offspring.



angel



blanket



moon



star



Bible



lantern



pillow



wineskin



Lesson 20

Jonah's Disobedience



Lesson Theme: Commitment to Jesus Christ



Aim: To make the children understand that God is patient even toward people who are disobedient.



Bible Reading: Jonah: 1



Values for Life:

1. We cannot hide from God's presence.
2. God was patient with Jonah's disobedience.
3. If we pray to God and ask for forgiveness, He will hear our prayer and forgive us too.
4. God cares for us and is always patient with us.



Introduction:

Imagine that you are walking home with your friends from school one day and suddenly one of your friends asks you to come to the park near your house. You know your parents never let you go to the park without them because there may be strangers around. You know that in your heart it would not be right to go to the park because you know that you are supposed to walk directly home after school. You do not want to let your friend down, but you also do not want to disobey your parents. What would you do?

Today we are going to read a bible story about Jonah and we will see what happens to Jonah when he chooses to disobey God.



Bible Learning: Main Ideas


1. Jonah, son of Amittai, was a Prophet. One day the Lord said to Jonah, “Go to Nineveh, that great city, and speak out against it, I am aware of how wicked its people are.”
2. Instead of obeying the Lord, Jonah chose the opposite direction and headed for Spain in a ship from Joppa. Jonah went to the lower part and fell sound asleep. God sent a big storm which had the power to break the ship. The sailors were scared and they each cried out for help. To make the ship lighter, the people on board threw everything out of the ship.
3. Jonah, who was still sleeping, had no idea that all of this was happening. The Captain found Jonah and asked him to pray to his God. Jonah said, “I am running away from the Lord.” Jonah also said that God sent a storm because he disobeyed God. Jonah told the people on the ship to throw him into the sea to calm down the waves.
4. When Jonah was thrown overboard, the storm settled down. At the Lord’s command, a large fish swallowed Jonah and he was inside the fish for three days and nights. Deep inside the fish, Jonah prayed to God. Then the Lord commanded the fish to spit Jonah back onto the land.
5. Finally, the Lord commanded Jonah again, “Go to Nineveh, that great city and proclaim to the people the message I have given you.” Jonah obeyed the Lord and went to Nineveh and proclaimed God’s message.



Bible Learning: Strategies and Activities

Key Words

1. Nineveh—the city where Jonah spread God’s word to other people
2. commanded—to give instruction to
3. proclaimed—to announce

I. Color the picture below.**II. Fill in the blanks—Read the story aloud & use the words in the word bank to help you fill in the blanks.**

God **Jonah** **fish** **Spain** **Nineveh** **ship**
sailors **calm** **storm** **obeyed**

There was a man named _____. Once God told Jonah to go to _____ and to speak against it. Jonah disobeyed God's command and headed for _____ instead. There was a _____ in the sea and the _____ was in danger. The _____ put Jonah into the sea and the sea became _____. Then a large _____ swallowed Jonah. Jonah prayed to _____. The third day, the fish spit Jonah onto the land. Then, Jonah _____ God's words and went to Nineveh.

III. Extra Craft Activity



Preparation: Trace patterns onto plastic plates and cut out - one Jonah and one fish figure for each child. Fill pitcher with water. Put confetti in shallow containers.

- Use permanent felt pens to decorate plastic fish and Jonah.
- Gently bend fish to fit through bottle opening and push into bottle.
- Drop several confetti fish into bottle.
- With teacher's help, fill bottle with water until 1 inch (2.5 cm) from the top.
- Put a few drops of food coloring into water to make ocean. Use blue or green food coloring or mix blue and green together.
- Put cap on bottle and twist tightly to close.
- With teacher's help, wrap tape around the bottle cap to secure.
- Shake bottle to mix food coloring with water.
- Put a few stickers on outside of bottle.
- Tip bottle back and forth to see Jonah and the fish swim under the sea

IV. Answer the following:

1. Where did the Lord command Jonah to go? _____
2. Where did Jonah go first? _____
3. What did the sailors do to make the ship lighter?

4. What happened to Jonah when he was thrown into the sea?

5. After praying to God, where did Jonah decide to go? _____



Bible Words for Our Times

Saint Augustine of Hippo was a bishop of Hippo in Roman Africa from 396 to 430 and was a very important religious leader of the early Christian church. He wrote two books called the *Confessions* and the *City of God*. In his first book, he wrote about his own disobedience towards God and talked about his spiritual journey toward living the Christian life. Saint Augustine was not always a “saint,” he too had many hard times to go through. Later on in life, he became a teacher, a judge, and a pastor. Like Saint Augustine, we too as Christians will make mistakes, but we must always look towards God for forgiveness because He knows what is right.



Life Response

How does it feel when we disobey our parents at home or our teachers at school? Are they happy or angry with us? What happens to us when we disobey our parents and teachers? Can you remember a time that you did not obey God? God gave Jonah a chance to fix his mistakes, but even though our God is a loving and forgiving God, should that cause us to sin again and again? How can you ask God for forgiveness?



Memory Verse

In my distress I called to the Lord and he answered me. - Jonah 2:2



Prayer

Dear God we thank you for being a loving and forgiving father to us. Help us to never stray away from you oh Lord, and help us to hear your voice and always obey your words. In Jesus name we pray, Amen.

Name _____

Jonah and the Great Fish

Read about Jonah's trip to Nineveh in the book of **Jonah** to fill in the blanks. Use the coded numbers to answer the riddle.

- The word of the **L** $\frac{\quad}{2}$ $\frac{\quad}{\quad}$ came to Jonah and told him to go to Ninevah. (Jnh 1:1)
- Jonah ran **a** $\frac{\quad}{3}$ $\frac{\quad}{\quad}$ and got aboard a **s** $\frac{\quad}{7}$ $\frac{\quad}{\quad}$. (Jnh 1:3)
- A violent **s** $\frac{\quad}{6}$ $\frac{\quad}{\quad}$ $\frac{\quad}{9}$ came up. (Jnh 1:4)
- The sailors threw Jonah into the **s** $\frac{\quad}{8}$ $\frac{\quad}{\quad}$. (Jnh 1:15)
- The Lord sent a great **f** $\frac{\quad}{5}$ $\frac{\quad}{\quad}$ to rescue Jonah. (Jnh 1:17)
- Jonah **p** $\frac{\quad}{1}$ $\frac{\quad}{\quad}$ $\frac{\quad}{\quad}$ to God. (Jnh 2:1)
- The **f** $\frac{\quad}{10}$ $\frac{\quad}{\quad}$ vomited Jonah **o** $\frac{\quad}{10}$ $\frac{\quad}{\quad}$. (Jnh 2:10)
- Jonah went to **N** $\frac{\quad}{4}$ $\frac{\quad}{\quad}$ $\frac{\quad}{\quad}$ as God had first told him. (Jnh 3:3)
- The Ninevites believed **G** $\frac{\quad}{\quad}$ $\frac{\quad}{\quad}$. (Jnh 3:5)

How did Jonah feel when the fish swallowed him?



$\frac{\quad}{1}$ $\frac{\quad}{2}$ $\frac{\quad}{3}$ $\frac{\quad}{4}$ $\frac{\quad}{\quad}$
 $\frac{\quad}{5}$ $\frac{\quad}{4}$ $\frac{\quad}{6}$ $\frac{\quad}{7}$ $\frac{\quad}{8}$ $\frac{\quad}{\quad}$
 $\frac{\quad}{9}$ $\frac{\quad}{2}$ $\frac{\quad}{10}$ $\frac{\quad}{6}$ $\frac{\quad}{7}$ $\frac{\quad}{\quad}$!

Part V

God's Work Among God's People

Lesson 21

Towards The Promised Land



Lesson Theme: God's Work in History



Aim: To make the children understand that God chooses right leaders to lead His people in every new generation.



Bible Reading: Joshua 1: 1-9; 3: 9-17



Values for Life:

1. God plans to keep his promise to Abraham.
2. After Moses' death, Joshua becomes the new leader.
3. God cares for his people.
4. God is able to lead us in our life journey.



Introduction:

It's Saturday afternoon and you have been waiting excitedly to go to the park with your dad. However, as soon you open the door, it starts to rain. Much to your disappointment, the trip to the park is cancelled. However, your dad tells you that he will take you tomorrow after church. You look up at him and ask, "Do you promise?" "I promise," he says back with a smile. What is a promise? Have you ever made a promise to someone before? How would you feel if your dad did not take you to the park the next day? Sometimes it is not always easy to keep a promise, but do you know who ALWAYS keep His promises to you? GOD!

A few weeks ago we learned about how God called Abraham and asked him to go to the land that God would show him. God gave Abraham a son named Isaac. After a few generations, the descendants became a large nation, named the Israelites. Today we are going to read a bible story about God's special promises.



Bible Learning: Main Ideas

1. God had promised to Abraham that he would give his descendants the rich land of Canaan. The Israelites had to travel 40 years in the wilderness because of their disobedience. It was Moses who led them.
2. After Moses' death, Joshua became the leader of the Israelite. Joshua and his family trusted totally in God. Before entering Canaan, Joshua sent two people to spy on the land. They came back and told Joshua of how rich Canaan was. Canaan was known as "a land flowing with milk and honey."
3. To enter Canaan, the people would have to cross the Jordan River. Joshua listened to God and instructed the priests and the people on what they should do. The priests would lead the way carrying a Covenant Box.
4. When the Priests feet touched the river water, the water piled up in one place and the people walked across on dry ground. Abraham's descendants were able to enter the Promised Land. The Lord kept the covenant that He would be with His people.



Bible Learning: Strategies and Activities

Key Words

1. wilderness—wasteland
2. generation—a new age or time period
3. descendant—a person that can be traced to another person or group (offspring)
4. covenant—a promise, agreement, or bond

I. **Help the Israelites reach the “land flowing with milk and honey”**

The image shows a maze puzzle. On the left side, there is a rectangular box containing the text "Start Here" followed by a right-pointing arrow. The maze itself is a complex network of paths and dead ends, shaped roughly like a circle. On the right side of the maze, there is another rectangular box containing the text "Canaan: The Land of Milk and Honey". Below this box is an illustration of a glass jar of honey with a yellow lid and a white label that says "HONEY" in red letters.

II. **True or False?**

On the line, write the letter “T” if the sentence is TRUE and the letter “F” if the sentence is FALSE.

- a. God promised the land of Canaan to Abraham. _____
- b. The Israelites were in the wilderness for 40 years. _____
- c. Before entering Canaan, the Israelites had to cross the Nile River. _____
- d. Canaan was known as “the land flowing with milk and honey.” _____

Each member in your family is unique and special. You may depend on them a great deal for the little things in life such as needing someone to tie your shoes, help you with your homework, play a game, or make you dinner. There may be someone in your family who is a great listener, storyteller, or teacher. Each person, whether it be your mom, dad, sister, brother, aunt, uncle, or cousin, has something to offer. Below, list the roles that your family members play in your life.

III. Circle the right answer.

- | | | | |
|----------------------------------|-------|--------|---------------|
| 1. Abraham's Son: | Jacob | Isaac | Joshua |
| 2. River the Israelites crossed: | Nile | Jordan | Euphrates |
| 3. The priests carried a: | book | lamp | Covenant--Box |

IV. Let us Sing

Standing on the promises of Christ my King,
Through eternal ages let His praises ring,
Glory in the highest, I will shout and sing,
Standing on the promises of God.


Standing, standing,
Standing on the promises of God my Savior;
Standing, standing, I'm standing on the promises of God!

V. LET US ANSWER

1. Who did God promise land to? _____
2. Who led the Israelites after Moses? _____
3. How many people did Joshua send to spy on the Land of Canaan? _____
4. Who carried the Lord's Covenant Box? _____
5. Who stepped into the Jordan River first? What happened? _____



Bible Words for Our Times



Here is a picture of the Covenant-Box, also known as the Ark of the Covenant. Inside this sacred chest were the Ten Commandments. Do you know that the Bible is filled with promises from God too? One of God's great promises is to never fail nor forsake us. Imagine if you had your own box of promises, what kind of promises would you make to God today?



Life Response

Can you remember a time in your life where you have been scared? Do you think that the Israelites who were wandering through the wilderness were scared? Do you know that no matter what happens to us, we must always remember that God is forever with us. His promise to us is to love us and protect us. God has not promised that there will always be sunshine in our lives, but He has promised that His light will always be before us. In what ways can you show that you trust God?



Memory Verse

Be strong and courageous. Do not be terrified; do not be discouraged, for the Lord your God will be with you wherever you go. -Joshua 1:9



Prayer

Dear God we thank you for being a loving and forgiving father to us. Help us to never stray away from you oh Lord, and help us to hear your voice and always obey your words. In Jesus name we pray, Amen.

Lesson 22 Jonah at Nineveh



Lesson Theme: Wider Fellowship



Aim: To make the children understand that God loves and cares for all people, no matter if they are of different races, religions, and cultures



Bible Reading: Jonah 3: 1-10



Values for Life

1. Jonah spoke to the Ninevites and said they should obey God's commands or face judgment.
2. The Ninevites decided to obey God's command after hearing Jonah's words and God forgave them.
3. God loves everyone no matter who they are, where they come from or what they did.



Introduction

Imagine that you did something your parents told you not to do. Now, think about what would happen if your parents found out. How would they feel? What would they do? Even though they may be angry with you at first, if you go to them looking for forgiveness, they will be kind and happy that you came to them. Now, let us look at the story of Jonah.



Bible Learning: Main Ideas

1. We already learned about Jonah and how he spent three days in the belly of a big fish because he did not obey God. God was still patient with Jonah and brought him out of the fish.
2. The next time God gave him commands, Jonah obeyed God and went to Nineveh. The Ninevites were disobeying God's laws and God sent him there to tell them to obey Him.
3. Jonah said that if they did not obey, God would judge and punish them.
4. When Jonah spoke to them, the Ninevites believed his words about God. The king and the people gave up their wrong ways and decided to obey God. They fasted and prayed for forgiveness.
5. God forgave them after he saw that they were truly changing their ways and looking for forgiveness.
6. The Ninevites did not like the descendants of Abraham. They did not belong to Abraham's people, the Israelite nation. Yet God loved them.
7. God cares for all people. He wants all of us to obey Him. Let us love one another and share God's love with all people. This is a way to obey God.



Bible Learning: Strategies and Activities

Key Words

Obedience- doing what God wants you to do

Fasting- giving up food and water for a little bit of time to praise the Lord

Repent- to tell God you did something wrong and to promise you will never do it again

Ninevites- people who lived in Nineveh

1. Missing something?

Fill in the blanks with the words in the word bank.

Israel	Nineveh	Egypt	reject	obey	discuss
Laughter	fasting	praying	shouting	judged	forgave
destroyed					


- a. God sent Jonah to _____.
- b. Jonah proclaimed that if the Ninevites did not _____ God, he would destroy them.
- c. The Ninevites sought forgiveness through _____ and _____.
- d. When the Ninevites repented, God _____ them.

2. Storyline!

Put the pictures in the order they happened in the story of Jonah.



Jonah in the fish



God talking to Jonah

Jonah talking to the Ninevites

Ninevites praying and fasting

3. Answer the following:

1. Why did God send Jonah to Nineveh?

2. What did they decide after hearing Jonah's message?

3. What did God do after they repented?

4. How does God want us to be with others?



Bible Words For Our Times

There was once a time in the United States when people were separated because of where they came from and who they were. Because of the difference in skin color, African American people and white people were separated in almost everything. There was a lot of hate and violence. People did not like each other, just like the Israelites and Ninevites did not like each other. We must remember that even though people care about how we look, what we wear, and where we are from, God loves all of us equally. He forgives us for our disobedience no matter who we are, if we repent and come back to Him.



Life Response

The Ninevites were different from Jonah but he still talked to them about God's commands because of his obedience to God. By talking to them, he showed them God's love. You might not want to talk to someone because they are different from you. If a new student came to your school or to your church, and no one else talked to them, would you? God tells us to obey his commands by sharing the word of God and his love to all people.



Memory Verse: Jonah 3:10

God had compassion on them and did not bring upon them the destruction.



Prayer

Oh God! We thank you for loving all. Thank you for accepting all who repent. Help us to love and care for everyone around us, no matter who they are. Amen.

Lesson 23

The Living God



Lesson Theme: Foundations of Faith



Aim: To make children realize that our God lives.



Bible Reading: Exodus 20:1-6; I King 18:20-39



Values for Life:

1. God wants us to obey His commandments
2. We should worship only our living God.
3. God hears our prayers and answers them.



Introduction:

Do you ever doubt that there is a God? Our parents tell us that we should pray to God. Do you ever wonder why you cannot see Him? Is it hard to believe because you cannot see God? Remember, that if you believe, one day, you will see Him.



Bible Learning: Main Ideas

1. As commanded by God, Moses went up to Mount Sinai to receive God's commandments.
2. God told Moses to tell the people that their God was the one who saved them from Egypt. The people shall not worship any other God. There is no other God. They shall also not worship idols.
3. Moses told the Israelites God's message. The people, however, did not listen. They worshipped other gods and idols. Moses died after years went by.
4. The Israelites began worshipping a god named "Baal". Elijah the Prophet challenged the people saying, "If Baal is the true God, cause him to send a fire from above to accept their offering." Prophet Elijah said that he too would offer an offering, and pray to the living God.
5. The followers of Baal prayed loudly. Nothing happened. Then Elijah prayed, "Oh Lord! The God of Abraham, Isaac and Jacob, you are the God of Israel. Let the people know that you are bringing them back to yourself." The Lord sent fire down. The sacrifice, the wood, the stones, the earth, and everything burned up.
6. When the Israelites saw this, they threw themselves on the ground and exclaimed, "The Lord is God, the Lord alone is God!"
7. Elijah showed them that the God who saved them from Egypt and led them to Canaan is the true God.
8. Our God lives. He answers our prayers. We should worship Him and Him alone.




Bible Learning: Strategies and Activities

Keywords:

idol – something that you worship like God, in place of God

sacrifice – something offered to God

1. **Color the picture.**



2. **Circle the correct word.**

- a. God commanded that we should _____ other gods (worship, not worship).
- b. The people disobeyed God and worshipped _____ instead (moon, Baal).
- c. Our God is a _____ God (idol, living).

3. **Unscramble the words. Use the following words:**

Mount Sinai, Baal, Moses, Elijah

a. l b a a _ _ _ _

b. s m o s e _ _ _ _ _

c. j h a e i l _ _ _ _ _

d. m t o n u s a i n i _ _ _ _ _ _ _ _ _

4. Let Us Answer.

1. Whom did God call to go on Mount Sinai?

2. Why did God call Moses to go to Mount Sinai?

3. Who challenged the people of Israel?

4. Who won the challenge? Why?

5. What does this story teach us about our God?



Bible Words for Our Times:



TV. Television sets are idols both for children and adults. We can spend hours and hours sitting in front of a TV set as if it were God. We sit, enjoying our favorite cartoons and shows. By sitting in front of a TV like that, we are in fact taking time away from God. During some of the time that we are sitting in front of a TV, we could be reading the Bible, or praying to God. So next time, spend a little time with God before you pick up that remote.



Life Response:

We live in a world today where seeing is believing. Our faith, however, asks us to believe in God, a God that we do not see. Do you find yourself wondering if God is real? If you do, think about all the times where God protected you. Think about all the times he kept you safe and gave you the things you need. You have parents who love you and people who want to take care of you. Think about all the things your God does for you. Believe in Him, and one day, you will see Him.



Memory Verse: Exodus 20:3

You shall have no other gods before me.



Prayer:

Oh Lord! We thank you, the living God, for hearing our prayers. We thank you for showing us the way. Help us to worship only you. Amen.

Lesson 24

The Sad Young Man



Lesson Theme: Obstacles to God's work



Aim: To make children understand that wealth and money may take us away from God's presence.



Bible Reading: Mark 10: 17-22



Values for Life:

1. Greed will keep us away from God's presence.
2. God gives us wealth and other blessings. He expects us to share these with needy people.
3. True joy comes when you obey God's will.



Introduction:

What is your goal in life? What do you want to be when you grow up? Why? Do you want to have a lot of money and be rich? It is good to have money, but we shouldn't use our money to break God's commands. Our goal should be to follow Jesus.



Bible Learning: Main Ideas

1. One day, a rich young man came to Jesus. He asked Jesus what he should do to have eternal life. Jesus tells him that he needs to keep the commandments.
2. The young man told Jesus that he obeys the commandments. Then Jesus told him, “If you want to be perfect, go and sell all you have and give the money to the poor, and you will have riches in heaven; then come and follow me.”
3. When the young man heard this, he became very sad because he could not even imagine giving up his wealth.
4. The young man had never thought about the poor people around him. He said to Jesus he loved his neighbor as himself, but he never thought of the poor as his neighbor. He loved his wealth more than he loved God. The young man went away unhappy because he may have thought that having a lot of money was proof of how good he was.
5. We should understand that we owe God for giving us the opportunity to earn. We should only want to follow Him.



Bible Learning: Strategies and Activities:

Keywords:

opportunity – chance

wealth – money

obstacles – something that blocks you from doing what is right

1. Color the picture.



2. Circle the right word.

- a. The rich young man wanted (heaven, eternal life).
- b. Jesus asked him to obey the (traffic rules, commandments).
- c. The rich man decided to (give away, keep) his wealth.
- d. The rich young man went away (gladly, sorrowfully).

3. True or False.

a. The rich young man wanted happiness from Jesus.

b. The young man obeyed the law ever since he was young.

c. Jesus told him that he lacked one thing.

d. Loving wealth more than God will lead to unhappiness.

e. If you walk by a poor man begging for money, you should ignore him.

4. Let Us Answer.

1. Who came to Jesus one day? What did he ask Jesus?

2. What did Jesus tell him to do with his wealth?

3. Why did the young man return sadly?

4. What do we need to do with our money?



Bible Words for Our Times:



Money, money, money! It's a rich man's world. No matter what you want to do in life, you need money. That is what the world teaches us. Although it is true that we need money to live, it should not be our only goal in life. If you want happiness, where will you go and buy it from? Is there a toy store or a candy store where you can buy happiness? No! All the money in this world will not make us happy. There is only one place where you can get true happiness. It is with God.



Life Response:

Sometimes, our parents work day and night. Why do they work so much? Do we not have enough to eat and drink? By working so much, they are getting more and more money. They save it all up in a bank so that if something bad would happen tomorrow, they would have money to live. But what about your neighbor who is trying to keep food on the table today? The neighbor is suffering because they do not have the money they need to live today. Do your parents share some of the money they have with people in need? God gave us everything we have, including the money. He is asking us to be a good Christian, and share what we have with the needy.



Memory Verse: Mark 10: 21

Go, and sell everything you have and give it to the poor, and you will have treasure in heaven.



Prayer:

Dear Lord, we thank you for the commandments that you have given us. Help us to share our wealth and comforts with others. Above all else, help us to love you. Amen.

Lesson 25

Peter In Prison



Lesson Theme: An Answer To Obstacles In God's Work



Aim: To make the children understand that prayer can become the power to overcome difficulties.



Bible Reading: Acts 12:6-19



Values for Life

1. Prayer frees us from bondage.
2. The constant prayer of the church led to Peter's freedom from the prison.
3. We should pray for others.



Introduction

Jimmy is a very active seven year old. He loved to keep himself busy with his father's tools. One day he accidentally got locked up in his father's tool room and was unable to come out of it? He cried loudly for someone to open the door. Have you ever been in a mess like Jimmy? It is very scary to be helpless and alone. What can you do about it?



Bible learning: Main Ideas

There was a time when the disciples of Jesus were ill treated. King Herod hated Jesus' disciples a lot. He killed James, the brother of John with a sword. The king's actions made the Jews happy, so he had Peter arrested and put him in prison. Peter was tied up with two chains and placed between two guards. Soldiers with weapons stood at the prison gate to see that he does not escape.

While Peter was in prison, the church prayed constantly for him. Suddenly, an angel appeared to Peter and a light shone in the prison cell. The angel said, "Fasten your belt, and put on your sandals, put your cloak around you and follow me". Peter did as he was told and followed the angel. The gate opened for them and they went out. They walked down a street and suddenly the angel disappeared.

Peter realized that God had freed him. He went straight to Mary's house. Mary was the mother of John and Mark. At Mary's house, a group of believers were still praying earnestly for Peter's freedom.

Dear children prayer helps us to overcome any difficulty. God wants us to pray for others too.



Bible Learning: Strategies and Activities

1. Color the picture of Peter being freed by the angel



2. Circle the correct answer

1. King Herod ill treated the disciples of Jesus. He killed James and put Peter in prison. Why did the king do this?

He was a good king

His action pleased the Jews

He wanted to be a disciple

He loved Jesus' disciples

2. In prison Peter was tied with two chains and placed between two guards. Armed guards stood at the prison gates. Then how did Peter escape?

He cut his chains

His friends helped him

An angel opened the gates

King Herod set him free

3. Let us answer

1. Who put Peter in prison?

2. Which disciple was killed by Herod?

3. What did the angel tell Peter ?

4. To whose house did Peter go after he was freed from the prison?

5. How did Peter escape from prison?

4. Write some things you can pray about in the prayer journalMy Prayer Journal

I praise God for-----.

I admit that I was wrong when -----

I thank God for -----

I ask for help on behalf of-----

Bible Words of our Times

Seven year old Roger Woodward lived near Niagara Falls New York with his parents and his 17-year old sister Deanne. Roger will always remember Saturday, July 9, 1960, a day when Jim, a friend of his family invited Roger and his sister to go for a boat ride on the Niagara River above the falls. As they set off Roger's father reminded them to wear their life jackets. They were all enjoying their trip, but for some reason Jim decided to go under the Grand Island Bridge and into the fast moving waters. They were all very excited but suddenly their engine stopped, Jim grabbed the oars and tried to steer the boat towards the American side of the river. The water current was too strong and the boat overturned and all the three were thrown into the water. Deanne managed to swim to the shore but Roger and Jim were swept away by the water along with their boat over the Niagara Falls. Deanna called out for her brother, but was horrified to see her brother and Jim going down the falls. "With tears streaming from her eyes, Deanna dropped to her knees and prayed"

A passenger boat called "The Maid of Mist" was on one of its trips to take tourists below the falls to give a close up look at the great Falls. It was within 200 feet of the Falls, when one of the tourists spotted a small boy in the water. The captain and his crew pulled him out of the water and he was taken to the hospital. Roger suffered only a few bruises and was quickly released. Several days later Jim's body was found some miles away from the Falls. Now what saved Roger and Deanna from a terrible death? Roger's experience was a true miracle. No other human being has ever gone over Niagara Falls in only a life Jacket and lived.



Life Response

Prayer is your own special way of listening and talking to God. Prayer can be said aloud or they can be said silently. If you would like to get started in a prayer life, set a regular prayer time, early in the morning, after school, or in the evening. Find a quiet and comfortable place to sit and pray. You can start a prayer journal. Writing your prayers down can help you stay focused. Write the words that come to you during you prayer time. Look back over your journal to see how God has been working in your life.



Memory Verse: Acts 12:5

So Peter was kept in prison, but the church was earnestly praying to God for him.



Prayer

Oh Lord! Thank you for teaching us to pray. Thank you for teaching us that prayer can overcome problems we face in life. Amen.

Part VI

Our Mission in God's World

Lesson 26

Hannah's Prayer



Lesson Theme: Personal Values



Aim: To help the children understand that the prayers of parents bring blessings to their children.



Bible Reading: 1 Samuel 1



Values for Life

1. God hears the prayers of parents.
2. We can bring all of our concerns to God.
3. We should believe that God will answer all of our prayers.
4. We should be thankful to God.



Introduction

When Augustine was a young man, he disobeyed his parents and did some bad things. His mother, Monica, prayed for him all the time. She loved him and shared her faith with him. One day, Monica's prayers for her son were answered. A great change took place in Augustine's life. He began to love God and serve Him. We now remember him as one of God's saints.



Bible Learning: Main Ideas

1. Around one thousand years before Jesus Christ was born, a man named Elkanah and his wife Hannah lived in the town of Ramah. They both loved God very much. They led lives that were devoted to Him. However, Hannah was very disappointed because she had no children. She was constantly teased and taunted, until she cried and refused to eat any food. Then Elkanah would do his best to comfort her.
2. Elkanah and his family went to the temple in Shiloh every year to worship the Lord Almighty. Hannah would always pray to God with her whole heart. One day, with tears in her eyes, Hannah prayed to God for a son. She promised to dedicate him to the Lord.
3. God answered Hannah's prayer and blessed her with a son. The baby was named Samuel. Hannah and Elkanah were filled with joy that their prayers were answered. They worshipped God.
4. Elkanah and Hannah raised Samuel at home when he was a baby. Hannah did not forget her promise to God. When Samuel was old enough, she and Elkanah took him to the temple at Shiloh. They put him in the care of Eli the Priest, and returned home. Samuel stayed in Shiloh and served the Lord under Eli.
5. Although it was very painful for Hannah to be separated from her son, she kept the special promise that she had made to God. She gained deep joy from dedicating her child to God's service.
6. Samuel was God's answer to the powerful prayers of a mother and her family. Each one of you is the answer to the prayers of your parents and loved ones. Your dedication to God's purposes will bring joy to your parents.



Bible Learning: Strategies and Activities

Key Words

Dedicate – To set aside or devote for a special purpose

1. Answer True or False:

1. Hannah prayed to God with tears. _____
2. God gave Hannah a son. _____
3. Hannah forgot her promise to God. _____

2. Color in the picture of Hannah giving Samuel to Eli at the temple:



3. Find the names of people and places in the puzzle below:

S	A	M	U	E	L
H	X	Y	E	L	I
I	Z	Q	R	K	S
L	O	R	D	A	X
O	T	U	V	N	W
H	A	N	N	A	H
R	A	M	A	H	Y

1. _____
2. _____
3. _____
4. _____
5. _____
6. _____
7. _____

4. Answer:

1. Why did Elkanah and Hannah go to Shiloh?

2. Why was Hannah sad and disappointed?

3. What was Hannah's promise to God?

4. Who was the priest at Shiloh?



Bible Words for Our Times - Billy Graham's Prayer for His Son

Billy Graham is a famous preacher who is known all over the world for preaching the message of Jesus Christ. He has helped many people to grow in their faith and love for God. One of those people was his very own son, Franklin Graham. Growing up with a famous father wasn't an easy thing for Franklin. As a young man, he disobeyed his father and took part in many bad activities. His father loved him and prayed for him constantly. One day, these prayers were answered. Franklin made a choice to accept Jesus as his personal savior and dedicate his

life to God. Today, Franklin Graham is working with his father and preaching the gospel message to people all over the world.



Life Response

God always answers our prayers. Sometimes He answers our prayers in a different way or at a different time than we expect. Sometimes God answers with a yes. Sometimes He answers with a no. And sometimes He tells us to wait. What are some prayers that God has answered for you? How has God blessed you through the prayers of your parents and families?



Memory Verse – 1 Samuel 1:27

I prayed for this child and the Lord had granted what I asked of Him.



Prayer

Oh Lord, we thank you for our parents and loved ones who pray for us. We thank you for always listening to our prayers. Teach us to love and obey you. Amen.



Song

Seek ye first the kingdom of God
And His righteousness
And all these things shall be added unto you
Hallelu – Hallelujah

Ask and it shall be given unto you
Seek and ye shall find
Knock and the door shall be opened unto you
Hallelu- Halleluiah

Lesson 27

God Calls Samuel



Lesson Theme: Listening to God's Will



Aim: To help children listen and respond to God's call positively



Bible Reading: 1 Samuel 3: 1-8



Values for Life

1. God calls children and speaks to them too.
2. God desires that we respond to His call just as Samuel did.
3. Parents, grandparents and other older people should help children understand God's voice.



Introduction

Are you a good listener? What does the word listen means? It means to hear. There are times we fail to hear those who want to talk to us. For example, if you are talking to your friends in class, you can miss the teacher calling your name. To listen, we need to be silent and let the other person speak.

What do you do when your parents or teachers call you to do something? How do you respond? Are you sad or upset when they call? Are you too busy to listen? Or do you pay attention and eagerly say, "Here I am." The way you respond to others is very important.

Today we will learn about a young boy who had a very special call from God. We will see how his life was blessed because he listened to the Lord. Did you know

that God calls us even today? God loves us very much. He wants us to pay attention and hear Him talk. He wants us to obey His voice.



Bible Learning: Main Ideas

1. In the last lesson, we saw how God blessed Hannah with a son in answer to her prayers. Hannah named her son, Samuel. When her son was old enough, Hannah took him to the temple at Shiloh. For she had promised the child to the Lord. Samuel was placed under the care of Eli the priest.
2. The child Samuel served God under Eli's guidance. He also led a life pleasing and acceptable to God.
3. One night, after finishing his work Samuel lay down to sleep. The priest Eli too was resting in his usual place in the Temple. God called Samuel. Samuel rushed to Eli and said "Here I am; you called me". Eli asked Samuel to go and lie down because he hadn't called him. Samuel went back to sleep. Again the Lord called "Samuel", and he went to Eli. Again Eli told him to go and lie down since he hadn't called him. A third time, the Lord called "Samuel! Samuel!". Samuel went to Eli and reported this. Finally Eli realized the Lord was calling the boy. So he told Samuel that the next time he heard the call he should answer, "Speak, Lord, for your servant is listening." The Lord came and stood there, calling as the other times. Samuel did as Eli had told him to do. He said, "Speak, for your servant is listening."
4. God spoke to Samuel about Eli's sons' disobedience. God punished them for their sins.
5. Samuel continued serving God in the Temple. The Lord was with Samuel as he grew up. He became a priest, prophet & a judge for the people of God.



Bible Learning: Strategies and Activities

Bible Learning: Keywords

Disobedience: failing to obey

1. Fill in the blanks

1. Hannah named her son _____ (Samson, Samuel)
2. _____ called Samuel (Eli, God)
3. Samuel told God, "Speak for your servant is _____
talking, listening).
4. Eli's sons _____ God. (disobeyed, obeyed)

2. As a class, act out the story of Samuel. (You will need a narrator, God, Eli the priest and Samuel).

The LORD Calls Samuel

Narrator: Samuel was a young boy who lived with the priest Eli. One day as he was resting, the Lord God called Samuel. Samuel ran to Eli.

Samuel: Here I am. Here I am; you called me.

Eli: I did not call you. Go back my boy and rest.

Narrator: Again the Lord God called Samuel.

God: Samuel!

Narrator: Samuel got up and went to Eli again.

Samuel: Here I am. You called me.

Eli: My son I did not call you. Go back and lie down.

Narrator: Samuel did not yet know the Lord's voice.

Narrator: The Lord called Samuel a third time. Samuel went to Eli. This time Eli realized the Lord was calling the boy.

Eli: Go and lie down. If the Lord calls you again, I want you to say, 'Speak Lord, your servant is listening.'

Narrator: Again the Lord came and stood there.

God: Samuel! Samuel!

Samuel: Speak, for your servant is listening.

3. Match the following:

- | | |
|-----------|------------------|
| A. Samuel | Priest |
| B. Eli | Temple |
| C. Hannah | Heard God's call |
| D. Shiloh | Kept the promise |

4. Let Us Answer

1. Who called Samuel?

2. To whom did Samuel go to when he heard the call?

3. What did Eli ask Samuel to say the next time God called him?

4. What did God say to Samuel about Eli's sons?



Bible Words For Our Times



Charles Spurgeon accepted Jesus Christ as his Savior at the age of 15, after listening to a message at his church. Immediately, he began to work for the Lord. Charles started preaching the Word of God. At the age of 16, Charles became the pastor of a small Baptist church. By the time he was 20 years old, Charles had preached over 600 sermons. Some of Charles' accomplishments included writing 140 books, starting an orphanage and finding the Pastors' College. It is estimated that Charles Spurgeon preached to over 10 million people during his lifetime.

Charles was a young person just like you. He heard God's call for his life just like our friend Samuel. Don't ever think you are too young to hear and obey God's call for your life. God is calling you even in the first grade to love and know Him. He has a special plan for your life. He wants you to be a part of His mission to help the world. Imagine what God can do with you if you only let Him.



Life Response

Do you ever wish that God would speak to you like Samuel? God loves you. He loves all children. He also desires to speak to you. When you read the Bible, you are listening to God. The Bible is how God speaks to your heart. It is how He corrects, guides and encourages you. When you pray, God listens to everything that is going on in your life. And when you read the Bible, you get a chance to listen to God. By reading the Bible, you will know how God wants you to obey Him in every area of your life.



Memory Verse: 1 Samuel 3:10

“The Lord came and stood there, calling as the other times, “Samuel! Samuel!” Then Samuel said, “Speak, for your servant is listening.”



Prayer

Dear Lord,

We thank you for calling us just like Samuel! Help us to be still and listen to your voice always. Help us to obey your Word and live according to your guidance. In Jesus' name, we ask. Amen.

Lesson 28

Jesus and His Family



Lesson Theme: Role of the Family and Institution



Aim: To learn how children should grow up and how they ought to be brought up.



Bible Reading: Luke 2: 41-51



Values for Life

1. God wants his children to be brought up in respect of the Lord.
2. The family should go to church together and study the Bible regularly.
3. We should try to be like the child Jesus.



Introduction

Justin's father always spoke to him about God and belief in God. God loves us and cares for us. We should always pray to God. When we offer praises and thanksgiving, God hears our prayers and answers them. Justin's dad told him these things over and over again. He also reminded Justin that we should carry out God's commandments.

One day, his father got sick and Justin was very sad and upset. Every evening, Justin went to a nearby church to pray for his father. The priest in the church noticed Justin praying everyday and wanted to know what he was praying for so hard. When the priest found out why Justin was coming to church, he was overjoyed to see Justin's faith in God. The priest also prayed for Justin's father and God answered their prayers by healing him.



Bible Learning: Main Ideas

1. When Jesus was a child, he regularly went with his parents to the synagogue on the Sabbath.
2. When Jesus was twelve, his parents took him to the Temple in Jerusalem. The Jewish tradition was to take their son to the Temple on the Sabbath right after they turned twelve.
3. Jerusalem was so crowded because it was time for the Passover feast. After the feast in Jerusalem, Jesus stayed behind but his parents did not know. They started to head back home thinking that Jesus was with them. After a day of walking, they looked for him in the crowd of family and friends but did not find him because the crowd was big and everyone walked together. So they returned to Jerusalem, looking for him.
4. They found him sitting in the Temple with the Jewish teachers, listening to them and asking them questions. They were all amazed by what he was saying.
5. Mary asked him why he separated from them. Jesus answered, “Why did you have to look for me? Didn’t you know I would be in my Father’s house?” But his parents did not understand what he meant.
6. Joseph and Mary thought it was very important to teach Jesus the Scriptures. They went to the synagogue with Jesus regularly. Jesus dedicated himself to the work of his Heavenly Father. This is what he meant when he said he was in his Father’s house.
7. Let us also be like Jesus by regularly worshipping God and studying the Bible.



Bible Learning: Strategies and Activities

Key Words:

Scriptures- Sacred writings, the Bible

Synagogue- the place of worship for Jews

Sabbath- the one day of rest during the week, to focus on God. For Jews, this day was Saturday.

Temple- the most important worship place of Jews, located in Jerusalem

1. Fill in the blanks using information from the story.

- a. _____ and _____ were Jesus’ parents.

- b. Jesus was in the Temple sitting with the _____.
- c. Jesus dedicated himself for _____ work.
- d. Jesus was _____ years old when he went to the Temple in Jerusalem.

2. Act out the scene of Jesus sitting in the Temple, talking to the teachers, and his parents looking for him.

Characters:

Joseph
Mary
Jesus
Jewish teachers

Jesus is standing in the center of a group of Jewish teachers. He is gesturing and speaking to them. The teachers look amazed. Mary and Joseph enter and walk towards Jesus.

Mary: Son, why did you leave us? We were very worried that you were lost. Jesus, you should have stayed with the group.

Jesus: Why were you looking for me? Didn't you know that I would be in my Father's house?

Mary and Joseph look at their son in confusion

3. Answer the following

1. Who took Jesus to the Jerusalem Temple?

2. At what age was Jesus taken to the Temple?

3. What did Jesus do in the Temple?

4. Who taught the Scriptures to Jesus when he was a child?



Bible Words for Our Times

Nowadays, it might seem like there is too much to do. When we are busy, we forget to spend time with God. Something really important is family prayer. Your family prayer can have songs, Bible reading and of course, prayer. This is a good way to spend time with God and your family.



Life Response

How does your family influence the way you spend time with God? Do they help you read the Bible, learn new songs, or learn new ways to pray? If you do not do this already, try it at home. If you already spend time with God as a family, can you think of something new you can try to help your family worship God? For example, ask them to pray for you or share with your parents something you did at school.



Memory Verse: Luke 2:52

And Jesus grew in wisdom and stature, and in favor with God and men.



Prayer

Dear Lord,
Thank you for giving me my family and loved ones. Please be with us when we pray together and when we go to church. Help us realize how important togetherness is. Amen.

Jesus as a Boy

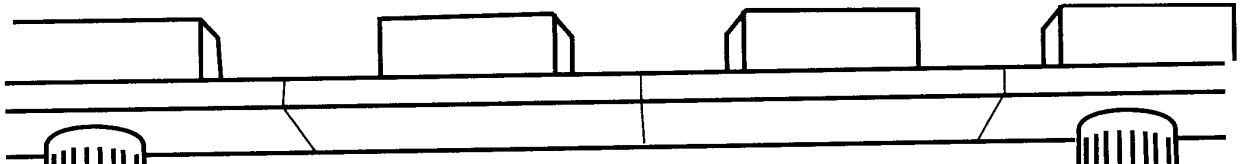


Luke 2:41-52

Jesus went to the temple to worship God, just as we go to church. He showed us that going to church is important. He also showed us that church is a place where we can listen to and learn about God. Some interesting events occurred when Jesus visited the temple.

Read the words written on the scrolls below. Then read the story and choose the best word from the list below to complete the sentences. Write the correct word in each space to complete the story.

✧ Temple Story ✧ Completion



Jesus went to (a) _____ with Mary and Joseph. They were going to celebrate the Feast of the (b) _____. After the Feast, Mary and Joseph found Jesus in the (c) _____. He was (d) _____ to the teachers and (e) _____ them (f) _____. All who heard Jesus were (g) _____ at His (h) _____ and His (i) _____. Jesus said that He must be about His (j) _____ (k) _____.



answers



understanding



astonished



Father's



Jerusalem



questions



listening



temple




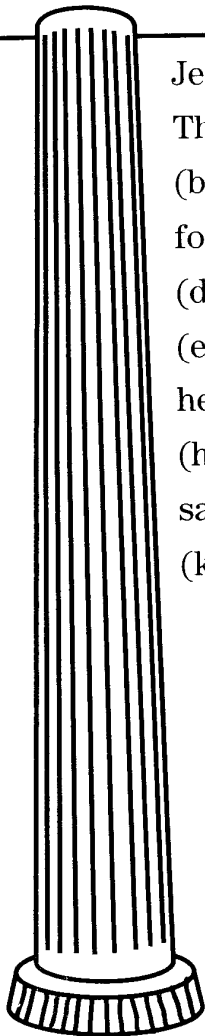
business



asking



Passover



Chapter 29 The Forgiving Esau



Lesson Theme: Life Style-Forgiving



Aim: To make the children understand the importance of forgiveness.



Bible Reading: Genesis 33:1-12 and 35: 28-29



Values for Life

1. We should forgive just as Esau forgave Jacob.
2. God wants us to forgive one another and forget wrongdoings.
3. Forgiveness leads to rebuilding relationships.



Introduction

In lesson 13 we learned about two brothers named Jacob and Esau, Jacob tricked Isaac their father to get Esau's blessing. Then we learned in lesson 19 how Jacob fled from Esau.



Bible Learning: Main Ideas

1. Jacob fled to the house of Haran, to his maternal uncle Laban. There he got married and lived with Laban's family.
2. While he was there God commanded Jacob to return to his home. To gain Esau's forgiveness Jacob sent gifts of goats, camels, sheep, donkeys and other cattle.

3. Esau heard Jacob had arrived and went to greet him. Seeing Esau, Jacob bowed down seven times to the ground before him. Esau ran to Jacob and hugged and kissed him.
4. Seeing how easily Esau forgave him, Jacob said, "To see your face is for me like seeing the face of God now that you have been so friendly to me."
5. In the story of Jacob and Esau, forgiveness led to the restoration of a broken relationship. They shared the joy of forgiveness.
6. God blessed Jacob and named him Israel. When Isaac died at an old age, Esau and Jacob together buried him. This was made possible by Esau's forgiving nature. God wants us to forgive others.



Bible Learning: Strategies and Activities:

Key Words

Restoration- to make things the way they were originally

1. Time to Draw

Draw a picture of the scene Esau and Jacobs reunion

Esau	space	animals	Jacob
------	-------	---------	-------

2. Name another Old Testament person, who forgave his brothers like Esau. Also, discuss with your teachers about occasions when you forgave your friends or brothers and sisters.

3. Act It Out!

Re-enact the story of Jacob and Esau.

Characters:

Jacob

Esau

Servant

Servant (*to Esau*): Master, your brother Jacob has returned.

Esau (*with a smile on his face*): Really? Oh my goodness, he has returned to me! I haven't seen him in such a long time. Let me go and greet him.

Jacob (*sees Esau and bows down in front of him seven times*): My brother, please forgive me for what I had done.

Esau runs toward Jacob and hugs and kisses him.

Jacob: To see your face is for me like seeing the face of God now that you have been so friendly to me.

Jacob and Esau walk into Esau's house together, walking side by side.

4. Answer the following

1. What did Jacob do when he fled to the house of Haran?

2. What did God command Jacob to do?

3. Why did Jacob fear Esau?

4. What gifts did Jacob offer Esau?



Bible Words for Our Times

In 2003, a pastor named Graham Stains was doing missionary work in India. He was living there with his wife, Gladys, their two sons and one daughter. One night, a man named Dara Singh, who did not agree with Pastor Stains doing God's work, killed him and his sons. After this terrible experience, people wondered how Gladys was feeling. Even though she was deeply hurt and very sad that her husband and sons were taken away from her, she knew that they were with God in Heaven. She found it in her heart to forgive Dara Singh and pray for him and his heart. This made her stronger in faith. Gladys teaches us an important lesson of forgiving others even when they have wronged you.



Life Response

We have talked about how our parents forgive us when we do something wrong but have you forgiven your parents when they do something wrong? Maybe they made you angry or did not listen to you when you were trying to tell them something. Maybe they did not take you seriously when you tried to talk with them. Next time your parents do anything to make you upset, think about the story of Jacob and Esau or the story of Gladys Stains. Remember that Jesus teaches us to forgive others.



Memory Verse: Psalm 133:1

How good and pleasant it is when brothers live together in unity!



Prayer

Oh God our Heavenly Father, we praise you for pardoning our sins. Help us to forgive one another. Amen.

Lesson 30

Five Loaves and Two Fish



Lesson Theme: Service



Aim: To encourage children to share what they have by understanding the needs of others



Bible Reading: John 6:1-11



Values for Life:

1. Jesus wants children to participate in his ministry
2. When we give our possessions to Jesus, they become blessings to many people
3. God wants us to share our blessings with the needy
4. The less selfish we are, the more joyful we become



Introduction:

Sarah was a little girl who loved helping her mom at home with the dishes, playing soccer with her friends, and helping her grand mom bake cookies. One day, she started to feel very sick and her parents immediately rushed her to the hospital. After several hours, the doctors examined her and found out that she needed a blood transfusion from her five-year-old brother immediately. Otherwise, her sickness would eventually kill her. The whole family was scared and Sarah was very upset!

The doctor explained the situation to her little brother, Saju, and asked the boy if he would be willing to give his blood to his sister. Saju hesitated for only a moment before taking a deep breath and saying, "Yes, I'll do it if it will save Sarah."

As the transfusion progressed, he lay in bed next to his sister and smiled, seeing the color returning to her cheeks. Then his face grew pale and his smile

faded. He looked up at the doctor and asked with a trembling voice, "Will I start to die right away?" Being young, the boy had misunderstood the doctor; he thought he was going to have to give her all his blood and that he would die. His parents told him that his sister only needed some of his blood, and that he would be okay. Not only was he relieved, but happy that he could share his blood with his sister!

Like Saju, we should learn to love other people and share what we have – even when it is something big! When we share, not only do we help other people feel better, but we feel good too. Now, let's look at the story of another boy who shared what he had and find out how Jesus used what he gave up to help thousands of people!



Bible Learning: Main Ideas

1. One day, Jesus went up a hill and sat down with his disciples. A large crowd gathered there to hear him and see his miracles. Jesus saw that they were tired and hungry, and had compassion on them.
2. Jesus told Philip, one of the disciples, to feed the crowd. Philip thought that this was impossible to do, since there were too many people and not enough money.
3. Meanwhile, Andrew, another disciple, found a boy and led him to Jesus. The boy had five loaves and two fish, and was willing to give all his food to Jesus!
4. Jesus took the bread and fish in his hands, thanked God, and told the disciples to give it to all the people. Even though there were at least 5,000 people there, the people ate as much as they wanted. After they finished eating, the disciples gathered the leftovers. There were 12 baskets of food left!
5. The little boy would have been so happy! What if he had kept the food to himself? Because he shared the food, he made so many people happy and must have felt good. Like the boy, we can help many people by sharing what we have.



Bible Learning: Strategies and Activities

Key Words

Compassion – to care about other people and their needs

1. Mixed Up!

Unscramble the words and write the correct spelling of the word on the line next to it. Talk about why that word is important in the story.

PPIILH _____

HISF _____

WANDER _____


SUJES _____

WOT _____

VEIF _____

2. Bread, Fish, and Leftover Baskets


How many loaves of bread did the little boy have? Color the correct number of loaves.



How many pieces of fish did the little boy have? Circle the correct number of fish.



How many baskets were left over? Draw the correct number in the box.



Lets do the math!

$$2 \text{ fish} + 5 \text{ loaves of bread} = 12 \text{ baskets leftover}$$

Does this math problem make sense? Why or why not? Jesus performed a miracle in this story! In the same way, he can use the things you share with other people and do miracles!

◆ Sharing Pictures ◆

Jesus Feeds 5,000 People

John 6:5-14






The little boy who shared his lunch had no idea how many people he would help. He was glad to share what He had, even though it seemed very small.

Sharing is something each of us can do. Sharing is a way to show that we care about others.


Read the sentences below. Draw a line from each sentence to the picture that matches it. Have you ever tried helping someone in these ways?

Now draw something that you can share with someone else this week.

1. I can share my toys.
2. I can share my friends.
3. I can share my home and family.
4. I can share my faith in God.



Draw something you can share this week.



I can share my:

Bible Words For Our Times: Famine



A famine is what happens when a city or a country does not have enough food to feed the people. Unfortunately, many people die in famines because they have nothing to eat. How does it feel when you miss one meal like lunch or dinner and your stomach starts to hurt? Now imagine what it feels like in a famine, when people can only eat once every two or three days. Many countries suffer from famines – especially countries in Africa and Asia. Ask your parents and your Sunday school teacher to help find places in the world where there is famine. Remember to pray for these people and ask your teacher how you can help. Maybe you can save money from your allowance or start a canned food drive to help feed these people. Jesus wants you to help them! Wouldn't you want to eat food?



Life Response



Did you know that there are many people in school who you can share your food with? Share a snack with your teacher. Or maybe you know some classmates at school who don't have enough money to buy lunch. Like the little boy in the story, share your food with these friends. If you have an extra snack or a big lunch one day, you can make someone smile by sharing your food. Ask God to help you share your food with one classmate everyday, and like the little boy in the story, Jesus will help you to be a blessing to lots of people at school!



Memory Verse

John 6:12b

Jesus said, "Gather the pieces that are left over. Let nothing be wasted."



Prayer

Lord Jesus, thank you for all the good things you have given me, and most of all for giving up your life for me. Help me to share all the blessings in my life with my parents, relatives, teachers, and friends. Help me to make someone else happy through the things I share!

Members of the Grade One Curriculum Committee

1. Rev. Issac P. Johnson, President, Youth Chaplain, Southeast Region
2. Dennis John, Convener, Bethel Mar Thoma Church
3. M.K.Philip, Senior Teacher, Ascension Mar Thoma Church
4. John Kunchandy, Senior Teacher, Bethel Mar Thoma Church
5. Libby Chacko, Bethel Mar Thoma Church
6. Lincy Chacko, Bethel Mar Thoma Church
7. SIRley Daniel, Ascension Mar Thoma Church,
8. Valsa Jacob, Bethel Mar Thoma Church
9. Nicey Joseph, Philadelphia Mar Thoma Church
10. Sherin Philip, Ascension Mar Thoma Church
11. Tom Samuel, Bethel Mar Thoma Church
12. Sherry Thomas, Philadelphia Mar Thoma Church